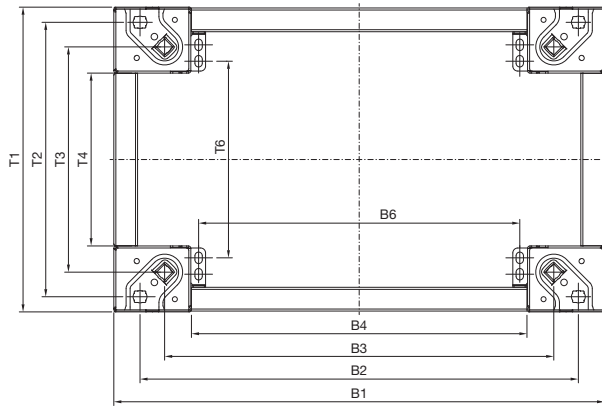


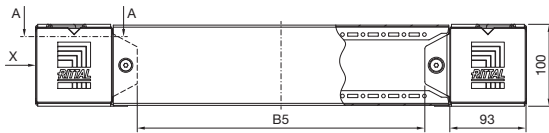
# Systemausbau

## Sockel

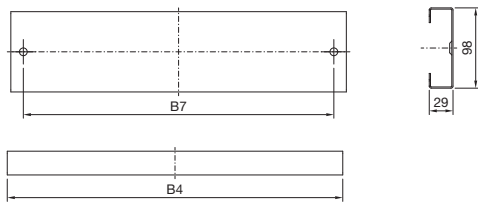
### Sockel-System VX



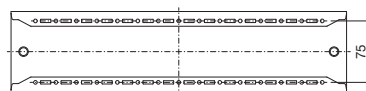
Sockel, 100 mm hoch



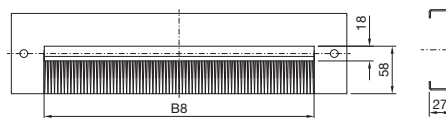
Sockel-Blende, geschlossen, 100 mm hoch, Vorderansicht



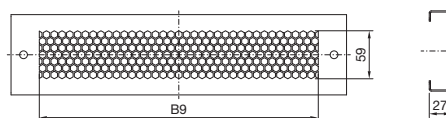
Rückansicht



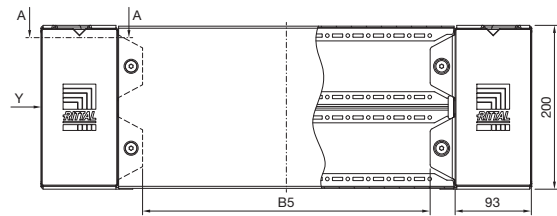
Sockel-Blende mit Bürstenleiste, 100 mm hoch, Vorderansicht



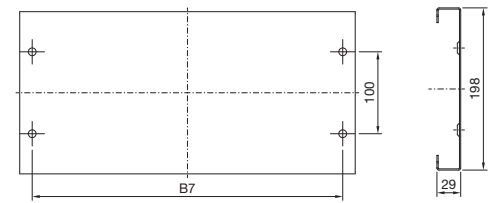
Sockel-Blende, belüftet, 100 mm hoch, Vorderansicht



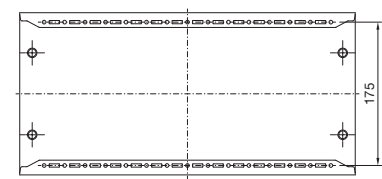
Sockel, 200 mm hoch



Sockel-Blende, geschlossen, 200 mm hoch, Vorderansicht

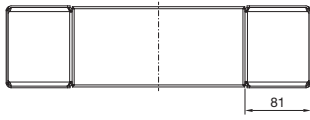


Rückansicht



### Sockel-System VX

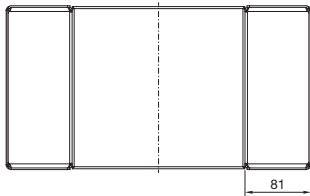
Ansicht X



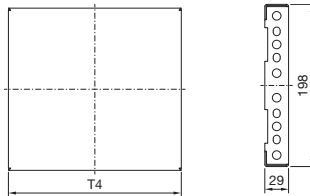
Sockel-Blende, seitlich, geschlossen, 100 mm hoch



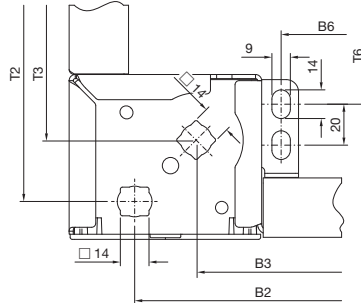
Ansicht Y



Sockel-Blende, seitlich, geschlossen, 200 mm hoch



Schnitt A – A



#### Sockel-Eckstück mit Sockel-Blende, vorne und hinten

| Best.-Nr. VX | Höhe | Breite | B1   | B2   | B3   | B4   | B5   | B6   | B7   |
|--------------|------|--------|------|------|------|------|------|------|------|
| 8660.000     | 100  | 300    | 299  | 235  | 175  | 110  | 51   | 92   | 79   |
| 8660.001     | 100  | 400    | 399  | 335  | 275  | 210  | 151  | 192  | 179  |
| 8660.002     | 100  | 600    | 599  | 535  | 475  | 410  | 351  | 392  | 379  |
| 8660.003     | 100  | 800    | 799  | 735  | 675  | 610  | 551  | 592  | 579  |
| 8660.004     | 100  | 850    | 849  | 785  | 725  | 660  | 601  | 642  | 629  |
| 8660.005     | 100  | 1000   | 999  | 935  | 875  | 810  | 751  | 792  | 779  |
| 8660.006     | 100  | 1100   | 1099 | 1035 | 975  | 910  | 851  | 892  | 879  |
| 8660.007     | 100  | 1200   | 1199 | 1135 | 1075 | 1010 | 951  | 992  | 979  |
| 8660.008     | 100  | 1600   | 1599 | 1535 | 1475 | 1410 | 1351 | 1392 | 1379 |
| 8660.009     | 100  | 1800   | 1799 | 1735 | 1675 | 1610 | 1551 | 1592 | 1579 |
| 8660.020     | 200  | 300    | 299  | 235  | 175  | 110  | 51   | 92   | 79   |
| 8660.021     | 200  | 400    | 399  | 335  | 275  | 210  | 151  | 192  | 179  |
| 8660.022     | 200  | 600    | 599  | 535  | 475  | 410  | 351  | 392  | 379  |
| 8660.023     | 200  | 800    | 799  | 735  | 675  | 610  | 551  | 592  | 579  |
| 8660.024     | 200  | 1000   | 999  | 935  | 875  | 810  | 751  | 792  | 779  |
| 8660.025     | 200  | 1200   | 1199 | 1135 | 1075 | 1010 | 951  | 992  | 979  |
| 8660.026     | 200  | 1600   | 1599 | 1535 | 1475 | 1410 | 1351 | 1392 | 1379 |
| 8660.027     | 200  | 1800   | 1799 | 1735 | 1675 | 1610 | 1551 | 1592 | 1579 |

#### Sockel-Blende mit Bürstenleiste

| Best.-Nr. VX | Passend für |        | B8  |
|--------------|-------------|--------|-----|
|              | Höhe        | Breite |     |
| 8660.092     | 100         | 600    | 330 |
| 8660.093     | 100         | 800    | 530 |
| 8660.094     | 100         | 1000   | 750 |
| 8660.095     | 100         | 1200   | 930 |

#### Sockel-Blende, belüftet

| Best.-Nr. VX | Passend für |        | B9  |
|--------------|-------------|--------|-----|
|              | Höhe        | Breite |     |
| 8660.090     | 100         | 600    | 340 |
| 8660.091     | 100         | 800    | 540 |

#### Sockel-Blende, seitlich

| Best.-Nr. VX | Höhe | Tiefe | T1   | T2   | T3   | T4   | T6   |
|--------------|------|-------|------|------|------|------|------|
| 8660.030     | 100  | 300   | 272  | 235  | 175  | 111  | 140  |
| 8660.031     | 100  | 400   | 372  | 335  | 275  | 211  | 240  |
| 8660.032     | 100  | 500   | 472  | 435  | 375  | 311  | 340  |
| 8660.033     | 100  | 600   | 572  | 535  | 475  | 411  | 440  |
| 8660.034     | 100  | 800   | 772  | 735  | 675  | 611  | 640  |
| 8660.035     | 100  | 1000  | 972  | 935  | 875  | 811  | 840  |
| 8660.036     | 100  | 1200  | 1172 | 1135 | 1075 | 1011 | 1040 |
| 8660.040     | 200  | 300   | 272  | 235  | 175  | 111  | 140  |
| 8660.041     | 200  | 400   | 372  | 335  | 275  | 211  | 240  |
| 8660.042     | 200  | 500   | 472  | 435  | 375  | 311  | 340  |
| 8660.043     | 200  | 600   | 572  | 535  | 475  | 411  | 440  |
| 8660.044     | 200  | 800   | 772  | 735  | 675  | 611  | 640  |
| 8660.045     | 200  | 1000  | 972  | 935  | 875  | 811  | 840  |
| 8660.046     | 200  | 1200  | 1172 | 1135 | 1075 | 1011 | 1040 |

- B1 = Breite Sockel
- B2/B3 = Befestigung zum Schrank/Boden
- B4 = Sockel-Blende vorne/hinten
- B5 = Lichtes Unterfahrmaß
- B6 = Befestigung am Boden
- B7 = Befestigung Sockel-Blende
- B8 = Breite Bürstenleiste
- B9 = Breite Belüftung
- T1 = Tiefe Sockel
- T2/T3 = Befestigung zum Schrank/Boden
- T4 = Sockel-Blende, seitlich
- T6 = Befestigung am Boden