

# PRODUCT DATASHEET

## DL SLIM SQ 155 12 W 6500 K WT

DOWNLIGHT SLIM SQUARE | Flat downlights with integrated driver, square shape



### Areas of application

- Direct replacement for luminaires with compact fluorescent lamps
- General illumination
- Public areas
- Stairways
- Corridors
- Foyers
- Shops

### Product benefits

- Very slim housing
- Low installation depth
- High luminous efficacy
- Energy savings up to 60 % (compared to luminaires that use CFL lamps)
- Very homogenous light
- Functional design
- Easy installation with fast connection
- Simple installation thanks to integrated driver

### Product features

- Small visible bezel
- Connector box with push wire terminal for tool-free connection



- Light guide made of non-yellowing PMMA for long lifetime

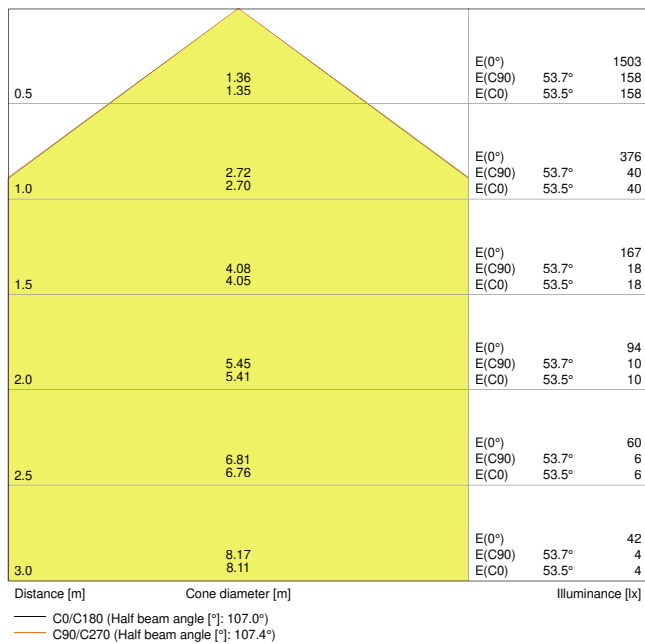
## TECHNICAL DATA

### Electrical data

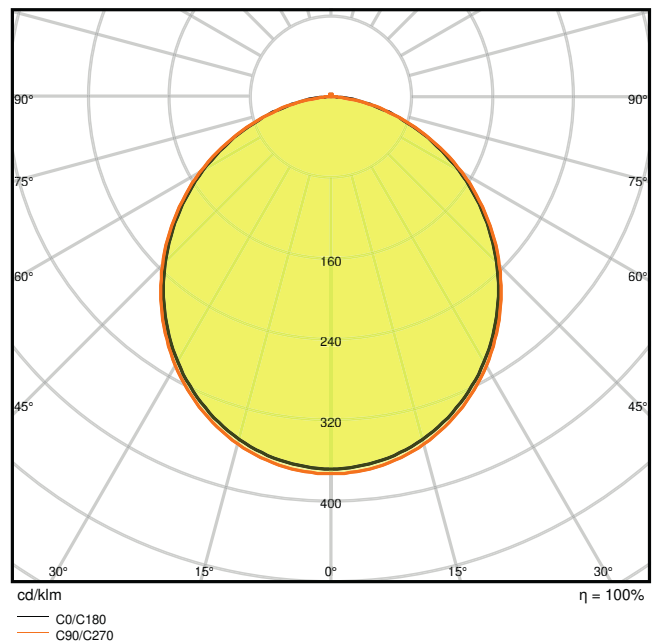
|   |                       |
|---|-----------------------|
| Nominal wattage   | 12.00 W               |
| Nominal voltage   | 220...240 V           |
| Mains frequency   | 50...60 Hz            |
| Nominal current   | 71.7 mA               |
| Inrush current  | 15.6 A                |
| Inrush current time $T_{h50}$                               | 50 $\mu$ s            |
| Max. number of luminaires per miniature circuit breaker B16 | 48                    |
| Max. number of luminaires per miniature circuit breaker C10 | 38                    |
| Max. number of luminaires per miniature circuit breaker C16 | 61                    |
| Power factor $\lambda$                                      | 0.50                  |
| Total harmonic distortion                                   | < 20 %                |
| Protection class  | II                    |
| Operating mode  | Integrated LED driver |

### Photometrical data

|  |                      |
|--|----------------------|
| Luminous flux                                | 1020 lm              |
| Luminous efficacy                            | 85 lm/W              |
| Color temperature                            | 6500 K               |
| Light color (designation)                    | Cool Daylight        |
| Color rendering index Ra                     | > 80                 |
| Standard deviation of color matching         | < 6 sdc <sub>m</sub> |
| Luminous intensity                           | -                    |
| Flickering metric (Pst LM)                   | -                    |
| Stroboscope effect metric (SVM)              | -                    |
| Photobiological safety group acc. to EN62778 | RG0                  |
| Photobiological safety group acc. to EN62471 | RG0                  |
| Beam angle                                   | 120 °                |



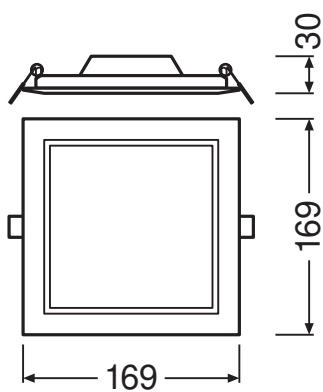
4058075052567 DL SLIM SQ155 12W 6500K WT IP20



4058075052567 DL SLIM SQ155 12W 6500K WT IP20

Dimensions & Weight

|                |           |
|----------------|-----------|
| Length         | 169.00 mm |
| Width          | 169.00 mm |
| Height         | 30.00 mm  |
| Product weight | 308.00 g  |



DL Slim SQ155 12W

## Materials & Colors

|  |                    |
|--|--------------------|
| Product color                              | White              |
| Housing color                              | White              |
| Body material                              | Polycarbonate (PC) |
| Cover material                             | Polycarbonate (PC) |
| Light emitting surface material            | Polycarbonate (PC) |
| Glow Wire Test according to IEC 60695-2-12 | 650 °C             |
| Mercury content                            | 0.0 mg             |

## Application & Mounting

|  |                            |
|--|----------------------------|
| Ambient temperature range              | -20...+50 °C               |
| Temperature range at storage           | -30...+70 °C               |
| Type of connection                     | Screwless terminal, 2-Pole |
| Type of protection                     | IP20                       |
| Protection class IK (shock resistance) | IK03                       |
| Dimmable                               | No                         |
| Mounting type                          | Recessed                   |
| Mounting location                      | Ceiling / Wall             |
| Application environment                | Indoor                     |
| Mounting length                        | 155,0 mm                   |
| Mounting width                         | 155,0 mm                   |
| Mounting depth                         | 50,0 mm                    |
| LED module replaceable                 | Not replaceable            |
| With light source                      | Yes                        |

## Lifespan

|                            |                       |
|----------------------------|-----------------------|
| Lifespan L70/B50 at 25 °C  | 30000 h <sup>1)</sup> |
| Lifespan L80/B10 at 25 °C  | 20000 h <sup>1)</sup> |
| Lifespan L90/B10 at 25 °C  | 12000 h               |
| Number of switching cycles | 50000                 |

<sup>1)</sup> t[h]: L70 / B50 @ 25 °C (Ta), t[h]: L80 / B10 @ 25 °C (Ta), t[h]: L90 / B10 @ 25 °C (Ta)

## Control gear

|                             |         |
|-----------------------------|---------|
| Output current              | 180 mA  |
| ECG - Output ripple current | < 6.5 % |



## Certificates & Standards

|  |               |
|--|---------------|
| Standards  | CE / CB / EAC |
| Luminaire with limited surface temperature, "D sign" | No            |
| Ball shot safe                                       | No            |

Additional product data

|                       |              |
|-----------------------|--------------|
| Number of illuminants | Not relevant |
|-----------------------|--------------|






Accessories Optional









| Product image   | Product name            | EAN           |
|---|-------------------------|---------------|
|  | DL SLIM FRAME SQ 155 WT | 4058075052666 |
|  | DL SLIM FRAME SQ 155 WT | 4058075079410 |

EQUIPMENT / ACCESSORIES

– Surface mounting frames available as accessories

DOWNLOAD DATA

| Documents and certificates   | Document name                       |
|--|-------------------------------------|
|  Addon Technical Information     | LSI DL SLIM                         |
|  Extended installation guide     | User Instruction Downlight LED Slim |
|  On-Pack-Info                    | Legal Insert Downlight Slim         |
|  Declarations of conformity      | CE Certificate downlight Slim       |
|  Declarations Of Conformity UKCA | DL SLIM WT IP20                     |

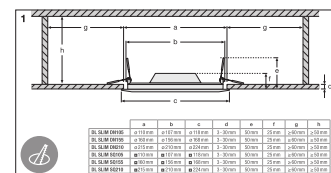
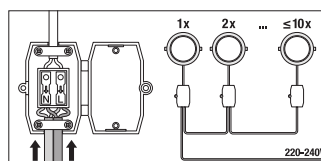
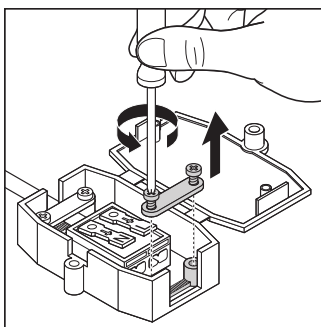
| Photometric and lighting design files  |                     | Document name                                 |
|--|---------------------|---|
|   | IES file (IES)      | DL SLIM SQ155 12W 6500K WT IP20               |
|   | LDT file (Eulumdat) | DL SLIM SQ155 12W 6500K WT IP20               |
|   | ULD file (DIALux)   | DOWNLIGHTSLIMSQUARE15512W6500KWT              |
|   | ROLF file (RELUX)   | DL SLIM SQ155 12W-6500K                       |
|   | LDC typ cone        | 4058075052567 DL SLIM SQ155 12W 6500K WT IP20 |
|   | LDC typ polar       | 4058075052567 DL SLIM SQ155 12W 6500K WT IP20 |
| CAD/BIM files  |                     | Document name                                 |
|   | CAD_STEP_3D         | DL SLIM SQ 155                                |
| Tender texts   |                     | Document name                                 |
|  | Tender documents    | DOWNLIGHT SLIM SQUARE 155 12 W 6500 K WT-EN   |

LOGISTICAL DATA

| Product code  | Packaging unit (Pieces/Unit) | Dimensions (length x width x height) | Gross weight | Volume                |
|---------------|------------------------------|--------------------------------------|--------------|-----------------------|
| 4058075079311 | Folding box<br>1             | 45 mm x 195 mm x 175 mm              | 359.00 g     | 1.54 dm <sup>3</sup>  |
| 4058075079328 | Shipping box<br>6            | 290 mm x 205 mm x 195 mm             | 2374.00 g    | 11.59 dm <sup>3</sup> |

The mentioned product code describes the smallest quantity unit which can be ordered. One shipping unit can contain one or more single products. When placing an order, for the quantity please enter single or multiples of a shipping unit.

ADDITIONAL CATALOG INFORMATION



---

### References / Links

– For Guarantee see [www.ledvance.com/guarantee](http://www.ledvance.com/guarantee)

---

### DISCLAIMER

Subject to change without notice. Errors and omission excepted. Always make sure to use the most recent release.