

PRODUCT DATASHEET

HB P 210W 840 70DEG IP65

HIGH BAY GEN 4 | High-bay luminaires up to 150 lm/W and attractive UGR



PERFOR-
MANCE
CLASS

Areas of application

- Replacement for high bay luminaires with mercury vapor or metal halide lamps
- Warehouses
- Logistics halls
- Industry
- High ceiling (e.g. in shopping malls, airports, commercial buildings, lobbies)

Product benefits

- Improved UGR compared to previous generations, down to $UGR \leq 22$ in combination with reflector
- High luminous efficacy
- Energy savings of up to 64 % compared to conventional high bay luminaires
- 5 years guarantee
- Optimized weight and size due to compact design

Product features

- Different luminous flux and beam angle for mounting heights of ~ 6 m to 14 m in 4000 K or 6500 K

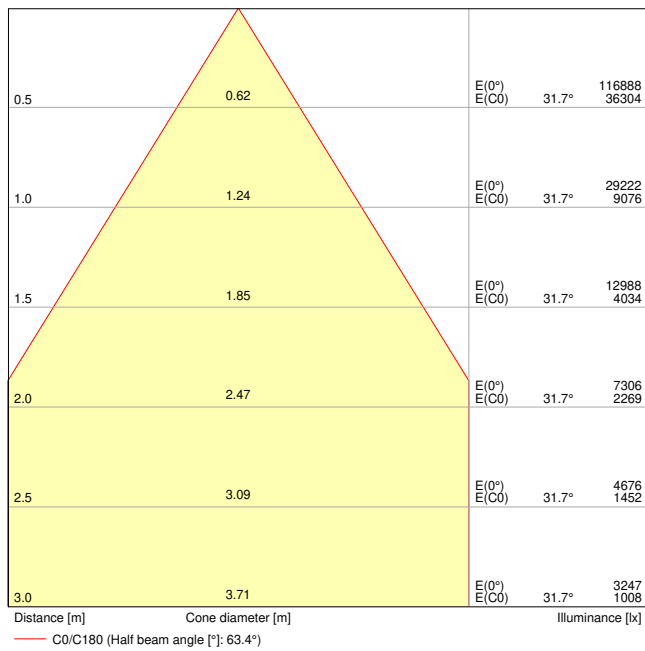
TECHNICAL DATA

Electrical data

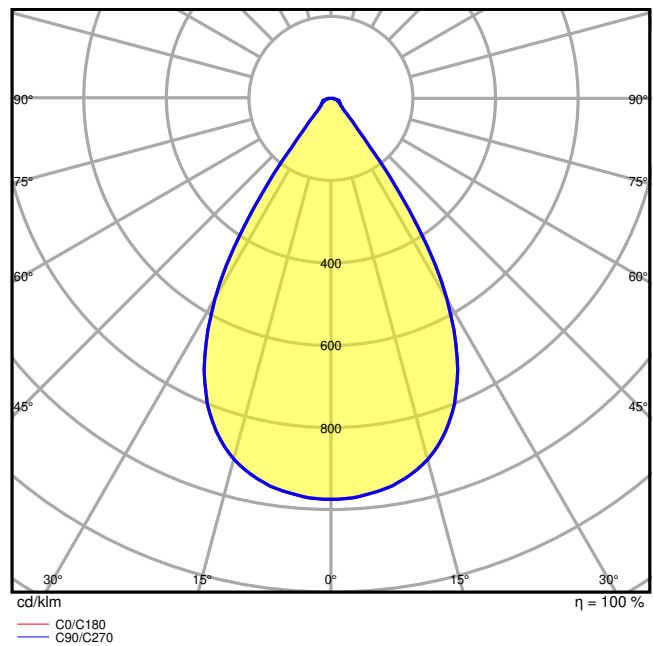
Nominal wattage	210.00 W
Nominal voltage	220...240 V
Mains frequency	50...60 Hz
Nominal current	930 mA
Inrush current	54.6 A
Inrush current time T_{h50}	500 μ s
Max. number of luminaires per miniature circuit breaker B16	2
Max. number of luminaires per miniature circuit breaker C10	2
Max. number of luminaires per miniature circuit breaker C16	4
Power factor λ	≥ 0.95
Total harmonic distortion	$< 20\%$
Protection class	I
Operating mode	Mains voltage

Photometrical data

Luminous flux	30000 lm
Luminous efficacy	140 lm/W
Color temperature	4000 K
Light color (designation)	Cool White
Color rendering index Ra	≥ 80
Standard deviation of color matching	≤ 5 sdc _m
Low flicker	Yes
Photobiological safety group acc. to EN62778	RG1
Beam angle	70 °
UGR	≤ 25



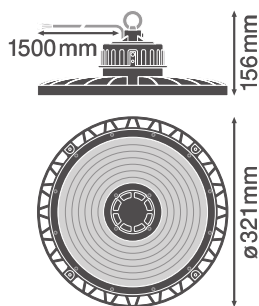
HB P 210W 840 70DEG IP65



HB P 210W 840 70DEG IP65

Dimensions & Weight

Diameter	321.00 mm
Height	156.00 mm
Product weight	2830.00 g
Cable length	1500 mm



HB 180W 200W 70 DEG 110 DEG

Materials & Colors

Product color	Black
Housing color	Black
Body material	Aluminum

Cover material	Polycarbonate (PC)
Glow Wire Test according to IEC 60695-2-12	850 °C

Application & Mounting

Ambient temperature range	-30...+50 °C
Temperature range at storage	-40...+70 °C
Type of connection	Cable, 3-pole
Type of protection	IP65
Protection class IK (shock resistance)	IK08
Dimmable	No
Mounting type	Suspended/Surface
Mounting location	Ceiling / Wall
Application environment	Indoor
LED module replaceable	Not replaceable
With light source	Yes

Lifespan

Lifespan L70/B50 at 25 °C	80000 h ¹⁾
Lifespan L80/B10 at 25 °C	50000 h ¹⁾
Lifespan L90/B10 at 25 °C	35000 h
Number of switching cycles	200000

¹⁾ t[h]: L70 / B50 @ 25 °C (Ta), t[h]: L80 / B10 @ 25 °C (Ta), t[h]: L90 / B10 @ 25 °C (Ta)

Control gear

ECG - Output ripple current	< 10 %
-----------------------------	--------









Certificates & Standards










Standards	CE / CB / ENEC / TÜV SÜD / EAC / EPD
Luminaire with limited surface temperature, "D sign"	Yes
Ball shot safe	No
EPD	LEDV-00006-V01.01-EN



EQUIPMENT / ACCESSORIES


- Mounting hook included
- Mounting brackets, reflectors and refractors available as separate accessory

DOWNLOAD DATA

Documents and certificates		Document name
	User Instruction	UI HighBay Gen4
	User Instruction	UI HighBay Gen4
	Addon Technical Information	LS Insert HB P GEN4
	Legal information	Legal insert HB P GEN 4 AND HB GEN 3
	Declarations of conformity	EC Declaration HB P
	Declarations Of Conformity UKCA	UKCA Declaration of Conformity HB P IP65
	Declarations Of Conformity UKCA	HB P IP65
	Certificates	ENEC Certificate HB P and HB Sensor P

Photometric and lighting design files		Document name
	IES file (IES)	HB P 210W 840 70DEG IP65
	IES file (IES)	HB P 210W 840 70DEG IP65
	LDT file (Eulumdat)	HB P 210W 840 70DEG IP65
	LDT file (Eulumdat)	HB P 210W 840 70DEG IP65
	ULD file (DIALux)	HB P 210W 840 70DEG
	ROLF file (RELUX)	HB P 210W 840 70DEG IP65
	UGR file (UGR table)	HB P 210W 840 70DEG IP65
	LDC typ cone	HB P 210W 840 70DEG IP65
	LDC typ polar	HB P 210W 840 70DEG IP65

CAD/BIM files		Document name
	BIM_Revit_3D	HB G4
	CAD_STEP_3D	HB G4 210W

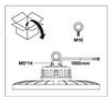
Tender texts	Document name
 Tender documents	HIGH BAY GEN 4 210W 840 70DEG IP65-EN

LOGISTICAL DATA

Product code	Packaging unit (Pieces/Unit)	Dimensions (length x width x height)	Gross weight	Volume
4058075692831	Shipping box 1	368 mm x 368 mm x 156 mm	3337.00 g	21.13 dm ³

The mentioned product code describes the smallest quantity unit which can be ordered. One shipping unit can contain one or more single products. When placing an order, for the quantity please enter single or multiples of a shipping unit.

ADDITIONAL CATALOG INFORMATION



References / Links

– For Guarantee see www.ledvance.com/guarantee

DISCLAIMER

Subject to change without notice. Errors and omission excepted. Always make sure to use the most recent release.