

PRODUCT DATASHEET

FL 50 P 41W 6KLM 830 PS SY100 BK

FLOODLIGHT 50 | Versatile floodlight with up to 6000 lm light output



PERFOR-
MANCE
CLASS

Areas of application

- Replacement for floodlights with halogen lamps
- Outdoor use (IP66)
- D-sign according to EN 60598-2-24 for fire-risk commercial unit, e.g. by accumulation of dust
- Public areas
- Building facades
- Construction areas
- Parking
- Gardens and balconies

Product benefits

- Breather membrane to optimize air exchange, without compromising IP protection
- Highly versatile due to selectable power steps (Multi Lumen) on the housing
- Robust cable gland with integrated waterstop function
- Safe and very uniform illumination, due to frosted and tempered glass diffuser
- Bright, robust and durable
- Energy savings of up to 90 % compared to halogen lamp floodlights
- No upper light output ratio (ULOR 0%) when mounted at 0° tilt

Product features

- High luminous efficacy: up to 145 lm/W
- Type of protection: IP66
- Pre-installed, flexible 1 m cable (H05RN-F), wrapped 3 x 1.0 mm² single wires
- Reflector-based, symmetric light distribution with 100° x 100° beam angle
- Mounting bracket with 30° angle and wide rotation area

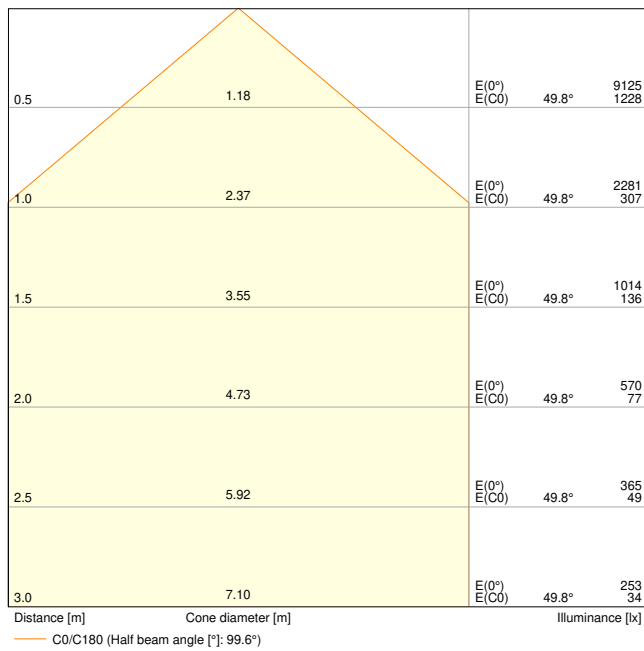
TECHNICAL DATA

Electrical data

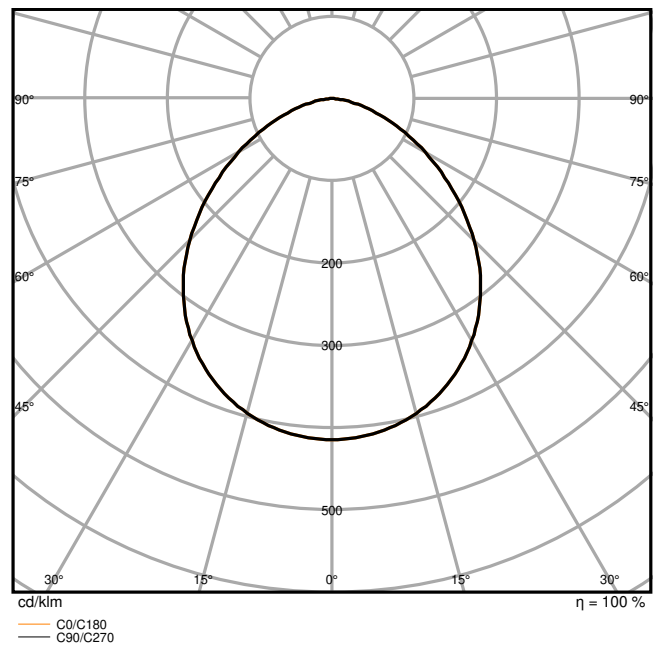
Nominal wattage	41 W / 27 W
Nominal voltage	220...240 V
Mains frequency	50...60 Hz
Nominal current	185 /
Inrush current	14.85 A
Inrush current time T_{h50}	33.6 μ s
Max. number of luminaires per miniature circuit breaker B16	50
Max. number of luminaires per miniature circuit breaker C10	40
Max. number of luminaires per miniature circuit breaker C16	64
Power factor λ	> 0.90
Total harmonic distortion	< 20 %
Protection class	I
Surge capability (L-N)	2 kV
Surge capability (L/N-Ground)	4 kV
Operating mode	Integrated LED driver

Photometrical data

Luminous flux	5500 lm / 3670 lm
Luminous efficacy	133 lm/W
Color temperature	3000 K
Light color (designation)	Warm White
Color rendering index Ra	80
Standard deviation of color matching	5 sdc _m
Stroboscope effect metric (SVM)	≤0.9
Photobiological safety group acc. to EN62778	RG1
Photobiological safety group acc. to EN62471	RG1
Beam angle	100 ° x 100 °



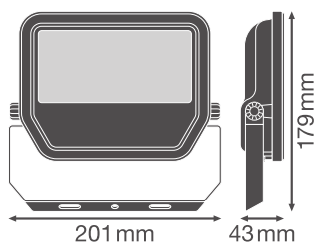
FL 50 P 41W 6KLM 830 PS SY100 BK



FL 50 P 41W 6KLM 830 PS SY100 BK

Dimensions & Weight

Length	201.00 mm
Width	43.00 mm
Height	179.00 mm
Product weight	830.00 g
Cable length	1000 mm



FL 50 P SY100

Materials & Colors

Product color	Black
Housing color	Black

Body material	Aluminum
Cover material	Glass
Light emitting surface material	Glass
Glow Wire Test according to IEC 60695-2-12	650 °C
Mercury content	0.0 mg

Application & Mounting

Ambient temperature range	-30...+50 °C
Temperature range at storage	-40...+70 °C
Type of connection	Cable, 3-pole
Type of protection	IP66
Protection class IK (shock resistance)	IK07
Corrosion resistance class acc. to EN 12944	C4
Dimmable	No
Mounting type	Surface
Mounting location	Wall / Ceiling / Floor
Application environment	Outdoor
Adjustable	Yes
LED module replaceable	Not replaceable
With light source	Yes

Lifespan

Lifespan L70/B50 at 25 °C	100000 h ¹⁾
Lifespan L80/B10 at 25 °C	75000 h ¹⁾
Lifespan L90/B10 at 25 °C	35000 h

¹⁾ t[h]: L70 / B50 @ 25 °C (Ta), t[h]: L80 / B10 @ 25 °C (Ta), t[h]: L90 / B10 @ 25 °C (Ta)

Control gear

Output current	320 mA
ECG - Output ripple current	< 20 %

Certificates & Standards

Standards	CE / CB / ENEC / EAC / UKCA
Luminaire with limited surface temperature, "D sign"	Yes
Ball shot safe	No













Additional product data

Product remark	Available from September 2024
Added function	MULTI SELECT

Safety advice

– Max. wind load surface 0.025 m²

DOWNLOAD DATA

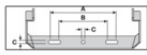
Documents and certificates		Document name
	User Instruction	G11193706_UI_Floodlight_08W-41W
	Addon Technical Information	Insert_LSI_Floodlight_8_41w_G11195967
	Legal information	LI_JP_L1D1_T_G11195894
	Declarations of conformity	FLOODLIGHT GEN4
	Declarations Of Conformity UKCA	FLOODLIGHT GEN4
Photometric and lighting design files		Document name
	IES file (IES)	FL 50 P 41W 6KLM 830 PS SY100 BK
	LDT file (Eulumdat)	FL 50 P 41W 6KLM 830 PS SY100 BK
	UGR file (UGR table)	FL 50 P 41W 6KLM 830 PS SY100 BK
	LDC typ cone	FL 50 P 41W 6KLM 830 PS SY100 BK
	LDC typ polar	FL 50 P 41W 6KLM 830 PS SY100 BK
CAD/BIM files		Document name
	BIM_Revit_3D	Floodlight G4
	CAD_STEP_3D	FL G4 41W

LOGISTICAL DATA

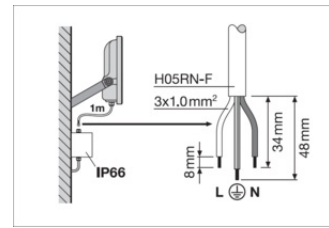
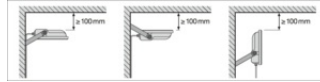
Product code	Packaging unit (Pieces/Unit)	Dimensions (length x width x height)	Gross weight	Volume
4099854305924	Folding box 1	69 mm x 206 mm x 180 mm	911.00 g	2.56 dm ³
4099854305931	Shipping box 8	426 mm x 292 mm x 205 mm	7841.00 g	25.50 dm ³

The mentioned product code describes the smallest quantity unit which can be ordered. One shipping unit can contain one or more single products. When placing an order, for the quantity please enter single or multiples of a shipping unit.

ADDITIONAL CATALOG INFORMATION



						230Vac			
BW	A	B	C	2x M4	2x MS	30°	C10A	B16A	C16A
8W	68	48	5.5	2x M4	2x MS	30°	78	98	125
17W	78	58	6.5	2x MS			B1	102	131
41W	108	78	8.5	2x MS			40	50	64



Model	Power	Beam Angle	Mounting
FL 10 P 8W 6KLM 830 PS SY100	8 W / 780 lm	60°	8 W / 7800 lm
FL 10 P 8W 6KLM 830 PS SY100	8 W / 780 lm	60°	8 W / 7800 lm
FL 10 P 8W 6KLM 830 PS SY100	8 W / 780 lm	60°	8 W / 7800 lm
FL 10 P 8W 6KLM 830 PS SY100	8 W / 780 lm	60°	8 W / 7800 lm
FL 10 P 17W 6KLM 830 PS SY100	17 W / 1500 lm	60°	17 W / 15000 lm
FL 10 P 17W 6KLM 830 PS SY100	17 W / 1500 lm	60°	17 W / 15000 lm
FL 10 P 17W 6KLM 830 PS SY100	17 W / 1500 lm	60°	17 W / 15000 lm
FL 10 P 41W 6KLM 830 PS SY100	41 W / 4000 lm	60°	41 W / 40000 lm
FL 10 P 41W 6KLM 830 PS SY100	41 W / 4000 lm	60°	41 W / 40000 lm

References / Links

- For Guarantee see www.ledvance.com/guarantee

DISCLAIMER

Subject to change without notice. Errors and omission excepted. Always make sure to use the most recent release.