


## PRODUCTINFORMATIEBLAD OT 110/120...277/1A4 2DIMLT2 P

OT 2DIM IP64 Outdoor | 0...10V, AstroDIM – constante stroom LED drivers



### Toepassingsgebieden

- Street and urban lighting
- Industry
- Suitable for luminaires of protection classes I and II

### Productvoordelen

- 2DIM functionality in one device (AstroDIM, 0...10 V)
- High surge protection: up to 6 kV (in protection class I or II)
- Fast programming without mains voltage
- High efficiency
- Great flexibility due to wide operating temperature range of -40...55 °C
- Protection through double isolation between mains input and LED output
- IP rating: IP64

### Productkenmerken

- Available with different wattage: 50 W, 100 W, 110 W
- Input voltage: 120...277 V
- Available with output current range: up to 1,400 mA
- Flexible current setting with one additional wire (LEDset2)
- AstroDIM for autonomous dimming with five independent levels (astro mode)
- Isolated 0...10 V interface for unidirectional telemanagement systems
- Constant Lumen Output (CLO)

- Overtemperature protection with external NTC or LEDset2 interface

## TECHNISCHE GEGEVENS

## ELEKTRISCHE GEGEVENS

Nominale vermogen	110,00 W
Nominale uitgangsvermogen	110 W <sup>1)</sup>
Nominale spanning	120...277 V
Nominale uitgangsspanning	35...85 V
Ingangsspanning AC	108...305 V <sup>2)</sup>
U-OUT (werkspanning)	120 V
Nominale stroom	0 A <sup>3)</sup>
Nominale uitgangsstroom	600...1400 mA
Inschakelstroom	55 A <sup>4)</sup>
Uitgangsstroom tolerantie	±5 % <sup>5)</sup>
Uitgang rimpelstroom (100 Hz)	25 %
Netfrequentie	50/60 Hz
Totale harmonische vervorming	15 % <sup>6)</sup>
Arbeidsfactor $\lambda$	0,95 <sup>7)</sup>
E-VSA efficiëntie	90 % <sup>8)</sup>
Apparaat verliezen	15 W <sup>9)</sup>
Maximum aantal E-VSA's op een z 10 A (B)	6 <sup>10)</sup>
Maximum aantal E-VSA's op een z 16 A (B)	10 <sup>10)</sup>
Maximum aantal E-VSA's op een z 25 A (B)	16 <sup>10)</sup>
Stootstroomvastheid (L/N - aarde)	6 kV <sup>11)</sup>
Piek bestendigheid	6 kV <sup>12)</sup>
Galvanische scheiding	SELV

1) Deelbelasting 45 ...110 W / Niet gedimd

2) Toegestane spanningsbereik

3) Bij 230 V / 1,06 A voor 120 V<sub>AC</sub>

4)  $t_{\text{breedte}} = 230 \mu\text{s}$  (gemeten bij 50 %  $i_{\text{piek}}$ )

5) Binnen nominaal uitgangsstroombereik

6) Max. uitgangsvermogen bij 230 V<sub>AC</sub>

7) Minimum/volledige belasting bij 230V/halfvolle belasting bij 230V

8) Bij volle belasting, standaardstroom en 230 V

9) Maximaal

10) Type B

11) EQUI @ 12 Ohm volgens EN 61547

12) @ 2 Ohm, volgens EN61547

## Fotometrische gegevens

Flikkerwaarde Pst LM	≤1
Stroboscoopeffect waarde SVM	≤0.4

## AFMETINGEN & GEWICHT

Lengte	168,00 mm
Montage gat afstand, lengte	152,0 mm
Breedte	68,00 mm
Breedte (incl. ronde armaturen)	68.00 mm
Hoogte	38,00 mm
Hoogte (incl. cylin. armaturen)	38.00 mm
Striplengte primair	10 mm
Booglengte	10 mm
Product gewicht	740,00 g

## KLEUREN & MATERIALEN

Behuizingsmateriaal	Metaal
Body materiaal	Metaal

## TEMPERATUREN & BEDRIJFSOMSTANDIGHEDEN

Omgevingstemperatuur bereik	-40...+55 °C <sup>1)</sup>
Maximumtemperatuur op Tc-testpunt	85 °C <sup>2)</sup>
Max. behuizing temperatuur bij defect	120 °C
Toegestane relatieve luchtvochtigheid	5...85 % <sup>3)</sup>

<sup>1)</sup>  $T_a(\max) = 40\text{ °C}$  voor ingangsspanning 120 V<sub>AC</sub> /  $T_a(\max) = 55\text{ °C}$  voor ingangsspanning 277 V<sub>AC</sub>

<sup>2)</sup> Maximum bij het Tc-punt

<sup>3)</sup> Niet-condenserend, absolute luchtvochtigheid: 36 g / m<sup>3</sup>

## Levensduur

Levensduur E-VSA	80000 h <sup>1)</sup>
------------------	-----------------------

<sup>1)</sup> Op tcase = 75 °C bij tc punt / 10% uitval percentage

## AANVULLENDE PRODUCTGEGEVENS

Ingekapseld	Ja
Product opmerking	Aan-/uitschakelen van lampen niet mogelijk via 0...10 V interface

## MOGELIJKHEDEN

Dimbaar	Ja
Dimmer interface	2DIM / 1...10 V / AstroDIM
Dimbereik	30...100 %
Oververhittingsbeveiliging	Ja

Overbelastingsbeveiliging	Automatisch zelfherstellend
Bstand tegen overbelasting	Ja
Kortsluitingsbeveiliging	Ja
Maximale kabellengte E-VSA/lamp REM	10 m
Geschikt armaturen met veiligheidsklasse	I / II
Type aansluiting, outputzijde	Draden

## CERTIFICATEN & NORMEN

Keurmerken	CE / ENEC 15 / UR / CQC
Normen	Volgens EN 61347-1 / Volgens EN 61347-2-13 / Volgens EN 62384 / Volgens EN 55015:2006 + A1:2007 + A2:2009 / Volgens EN 61547 / Volgens FCC 47 part 15 class A / Volgens IEC 61000-3-2 / Volgens IEC 61000-3-3 / UL-8750
Veiligheidsklasse	I/II
Type bescherming	IP64

## LOGISTIEKE GEGEVENS

Opslagtemperatuur	-25...80 °C
-------------------	-------------

## Technische uitrusting

- OT Programmer hardware for configuration of 2DIM ECGs necessary
- Programmable via Tuner4TRONIC software











## AANVULLENDE PRODUCTINFORMATIE

- 800 mA type: Default output current is 700 mA without any resistor connected to the LEDset port.
- 1250 mA type: Default output current is 1000 mA without any resistor connected to the LEDset port.
- 1400 mA type: Default output current is 1000 mA without any resistor connected to the LEDset port.
- The LEDset2 interface is disabled by default and needs to be activated by the programming software. In this case the LEDset2 interface is activated the external thermal protection feature is disabled.
- The driver withstands an input voltage of up to 350 Vac for a maximum of two hours.
- The driver may shut down the load if the input voltage of the load is below the allowed minimum output voltage until the short circuit is removed or the correct load is connected and a power off/on cycle is performed.
- In case the input voltage of the load exceeds the output voltage range of the driver, it automatically reduces the output current to keep the output voltage controlled to the maximum allowed output voltage.
- The driver automatically reduces the output current in case the maximum allowed output power is exceeded, as long as the input voltage of the load is within the declared output voltage range of the driver. In all other cases the driver may shut down the load.
- The driver may shut down in case no load is connected to the driver output until the correct load is connected and a power off/on cycle is performed. Hot-plug of the load or external switching on the secondary side is not allowed.
- The EQUI (housing) shall be connected to the heat sink of the LED module to improve the surge withstand capability of the system and EMI in critical luminaires.
- By default the LEDset / NTCset / Prog+ port is set as NTCset port in resistor based mode with following values: start derating: 6.3 kOhm, end derating 5.0 kOhm, derating level 50 %.
- The default dimming mode is 0...10 V, AstroDIM-PD is disabled.- 0...10 V: 30 % minimum dimming level
- The constant lumen feature is disabled by default.
- If any output level is below the physical min level, the physical min level will be used.
- Dimming down to 14 % of the maximum rated output current could be enabled through the programming software, but the compliance with EN 61000-3-2 must be checked below 30 %.
- The driver is intended for built-in use. The luminaire manufacturer is responsible to prevent direct exposure for example to sunlight, water, snow,

ice.

- Time to reach the set output current upon start-up is less than 4 s.
- Programming of the driver via Prog+ and Prog- is only allowed without powering it via L/N.
- For further details please consult the 2DIMLT2 application guide.
- 800 mA type: Default output current is 700 mA without any resistor connected to the LEDset port.
- 1250 mA type: Default output current is 1000 mA without any resistor connected to the LEDset port.
- 1400 mA type: Default output current is 1000 mA without any resistor connected to the LEDset port.
- The LEDset2 interface is disabled by default and needs to be activated by the programming software. In this case the LEDset2 interface is activated the external thermal protection feature is disabled.
- The driver withstands an input voltage of up to 350 Vac for a maximum of two hours.
- The driver may shut down the load if the input voltage of the load is below the allowed minimum output voltage until the short circuit is removed or the correct load is connected and a power off/on cycle is performed.
- In case the input voltage of the load exceeds the output voltage range of the driver, it automatically reduces the output current to keep the output voltage controlled to the maximum allowed output voltage.
- The driver automatically reduces the output current in case the maximum allowed output power is exceeded, as long as the input voltage of the load is within the declared output voltage range of the driver. In all other cases the driver may shut down the load.
- The driver may shut down in case no load is connected to the driver output until the correct load is connected and a power off/on cycle is performed. Hot-plug of the load or external switching on the secondary side is not allowed.
- The EQUI (housing) shall be connected to the heat sink of the LED module to improve the surge withstand capability of the system and EMI in critical luminaires.

## DOWNLOADS

	Documenten en certificaten	Naam document
	Declarations of conformity	OT 2DIMLT2P CE 3676115 211119
	Declarations of conformity	725871_Certificate of analysis OT100
	Declarations of conformity	647099_ENEC Certificate OT 110 2DIMLT2 P
	Declarations of conformity	646953_CB ENEC Information
	Declarations of conformity	651655_UL Conformity OT 100_110/120_277/xxx 2DIMLT2 P
	Declarations of conformity	545682_EC-Conformity OT 50/120-277/xxx 2DIMLT2 P
	Certificates	OT 110 2DIMLT2P ENEC 01230 080120
	Certificates	664161_CB Zertifikat OT 110 1A4 2DIMLT2 P
	Certificates	OT 110 2DIMLT2P CB DK91178UL 080120
	Certificates	617034_CCC Certificate OT 110/120-277/1A4 2DIMLT2 P

## LOGISTIEKE GEGEVENS

Productcode	Verpakkingseenheid (stuks per verpakking)	Afmetingen (lengte x breedte x hoogte)	Brutogewicht	Volume
4052899253438	Onverpakt 1		740.00 g	
4052899253445	Verzenddoos 20	358 mm x 188 mm x 220 mm	15346.00 g	14.81 dm <sup>3</sup>

De genoemde productcodes beschrijven de kleinste hoeveelheid die besteld kan worden. Eén verzendeenheid kan bestaan uit één of meer afzonderlijke producten. Bij het plaatsen van een order enkele of veelvoud van de verpakkingseenheid invoeren.

## DISCLAIMER

Onder voorbehoud van verandering zonder kennisgeving. Fouten en drukfouten voorbehouden. Zorg ervoor dat u de meest recente versie gebruikt.