


PRODUCTINFORMATIEBLAD BA-L-PL 865 D

BackLED L Plus G15 | LED modules voor lichtreclame en backlighting



Toepassingsgebieden

- Signage and illuminated advertising
- Backlighting of single and double-sided light boxes
- Permanent outdoor use in enclosed light boxes
- Decorative applications

Productvoordelen

- Uniform illumination at high LED pitches thanks to Flat Ray technology
- Click and Play: quick and easy click-in of the LED modules, no tools needed
- Excellent module efficacy
- Very long lifetime
- 5 year guarantee

Productkenmerken

- Connected with flexible cables
- Type of protection (modules): IP66
- Color rendering index R_a : > 80
- Special robust encapsulation



– CE marked and UL listed

TECHNISCHE GEGEVENS

ELEKTRISCHE GEGEVENS

Nominale vermogen	52 W
Nominaal vermogen	49.90 W
Nominaal wattage per LED module	1,56 W
Nominale spanning	12 V
Ingangsspanning	12...13 V
Omgekeerde spanning	13 V
Type stroom	DC
Nominale stroom	4160,000 mA

Fotometrische gegevens

Totale nuttige lichtstroom [PICOS]	4772 lm
Lichtstroom efficiëntie	94 lm/W
Lichtstroom	4772 lm
Lichtstroom per moduleketting	4772 lm
Kleurtemperatuur	6500 K
Kleurweergave-index Ra	> 80
Lichtkleur LED	Wit
Lichtkleur	daglicht

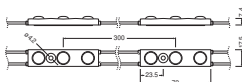
Lichttechnische gegevens

Stralingshoek	150 °
---------------	-------

Informatie over LED-modules

Aantal LEDs per module	3
Aantal LED modules per ketting	32
Min realiseerbaar aantal LED modules	1

AFMETINGEN & GEWICHT



Lengte	76 mm ¹⁾
Breedte	17,50 mm
Breedte (incl. ronde armaturen)	17.50 mm
Hoogte	7,40 mm
Hoogte (incl. cylin. armaturen)	7.40 mm
Product gewicht	750,00 g

¹⁾ LED afstand max. 300 mm

TEMPERATUREN & BEDRIJFSOMSTANDIGHEDEN

Omgevingstemperatuur bereik	-25...+75 °C
Temperatuursbereik op punt T _c	-25...+75 °C ¹⁾

¹⁾ Op het punt T_c

Levensduur

Nominale levensduur lamp	50000 h
--------------------------	---------

AANVULLENDE PRODUCTGEGEVENS

Product opmerking	Modules perfect afgestemd op OSRAM OPTOTRONIC® LED drivers (zie relevante tabel) / Voor actuele fotometrische gegevens en belangrijke veiligheids-, installatie- en toepassingsinformatie, zie <Hyperlink target="http://www.osram.com/led-systems">www.osram.com/led-systems. / Alle technische parameters die gelden voor de gehele module. Wegens het complexe productieproces van lichtdioden zijn de typische waarden die voor de technische LED parameters worden vermeld, zuiver statistische waarden die niet noodzakelijkerwijs overeenstemmen met de feitelijke technische parameters van een afzonderlijk product; afzonderlijke producten kunnen afwijken van de typische waarden
-------------------	---

MOGELIJKHEDEN

Dimbaar	Ja
---------	----

CERTIFICATEN & NORMEN


Keurmerken	CE / UL listed
Normen	Volgens EN 61347-2-13 / Volgens EN 55015 / Volgens EN 61547 / Volgens EN 61000-3-2 / Volgens EN 62384
Type bescherming	IP66
Energie-efficiëntieklasse	A+

LOGISTIEKE GEGEVENS

Opslagtemperatuur

-25...+85 °C

OPTIONELE ACCESSOIRES

Product afbeelding	Naam product	EAN
	BA -MP	4052899145863

Technische uitrusting









- BackLED mounting profile BA-MP
- Several types of OPTOTRONIC 12 V power supplies available

AANVULLENDE PRODUCTINFORMATIE

- Installation of LED modules (with power supplies) needs to be made under consideration of all valid regulations and norms.
- Installation by qualified electrician only.
- Please see the relevant application guides and instructions sheets for more detailed safety and mounting information. Additional information is available on request.
- Complies with IEC/EN 61547
- Complies with IEC/EN 61000-3-2
- Complies with EN 55015, CISPR 15
- Complies with IEC/EN 61347-1
- Complies with IEC/EN 61347-2-13
- Parallel connection is mandatory for safe electrical operation. Serial connection of LED modules is strongly discouraged. Unbalanced voltage drop in serial connection can cause hazardous overload and damage the LED module.
- Electrical contact is achieved with the contact cables or the terminals of the module. Please refer to the technical data for maximum number of LED modules that can be operated on one control gear.
- In order to operate OSRAM LED modules safely, it is absolutely necessary to operate them with an electronically stabilized power supply that protects against short circuits, overload and overheating.
- In case other power supplies than OSRAM OPTOTRONIC are used, compliance to the necessary operating parameters (voltage, current, power) has to be ensured.
- Pay attention to polarity! Wrong polarity can cause destruction or malfunction of the module.
- Conducting paths on the circuit board must not be damaged or destroyed during installation.
- The LED module itself and all its components must not be stressed mechanically.
- Operation in or under water is prohibited.
- To avoid mechanical damage, the LED modules have to be attached securely to the intended mounting surface. It is recommended to avoid heavy vibration.
- In case that the LED module is equipped with a pre-mounted double-sided adhesive tape, OSRAM assumes no liability and provides no guarantee for a permanent adherence of the modules to the surface. OSRAM recommends fixation of the modules by means of suitable screws.
- Complies with IEC 61347-1 cl. 18.3, cl. 18.4, IEC 60695-2-10, IEC 60695-11-5, IEC 60695-11-10 (classification V-0)
- All the technical parameters apply to the entire module. In view of the complex manufacturing process for light emitting diodes, the specified typical values for the technical LED parameters are merely statistical values that do not necessarily correspond to the actual technical parameters of an individual product; individual products may vary from the typical values.
- Module contains no PVC material.
- To ensure uniform illumination, a reflective matt white surface is generally recommended for all internal frame walls and back panels of light boxes.
- LED modules are dimmable by means of PWM (pulse width modulation). It is recommended using the following OSRAM control gears: OPTOTRONIC OT DIM or OPTOTRONIC 24 V power supplies with integrated 1...10 V dimming interface.

- The module may cause noises during dimming. If a dimming operation is required, it is recommended to check the dimming operation for noises before final installation.

DOWNLOADS

Documenten en certificaten		Naam document
	User Instruction	730347_User instruction BackLED® L / M /S Plus
	Addon Technical Information	Technical application guide BackLED® and BoxLED® portfolio (EN)
	Declarations of conformity	547364_EC-DoC BackLED L Plus G15
	Declarations of conformity	547376_Manufacturer-DoC BackLED L Plus G15
Fotometrische- en lichtontwerpbestanden		Naam document
	IES file (IES)	600956_BackLED L Plus 865 G15 IES
	LDT file (Eulumdat)	600965_BackLED L Plus 865 G15 Eulumdat
	LDC typ polar	545564_BA-L-PL 865 G15 LDC
CAD/BIM-bestanden		Naam document
	CAD data 3D PDF	607395_BackLED L Plus G15 CAD PDF

LOGISTIEKE GEGEVENS

Productcode	Verpakkingseenheid (stuks per verpakking)	Afmetingen (lengte x breedte x hoogte)	Brutogewicht	Volume
4052899442672	Vouwdoos 1	385 mm x 179 mm x 54 mm	989.00 g	3.72 dm ³
4052899972544	Verzenddoos 5	398 mm x 284 mm x 198 mm	5283.00 g	22.38 dm ³

De genoemde productcodes beschrijven de kleinste hoeveelheid die besteld kan worden. Eén verzendeenheid kan bestaan uit één of meer afzonderlijke producten. Bij het plaatsen van een order enkele of veelvouden van de verpakkingseenheid invoeren.

Referenties / Links

- For more information on the multi-level guarantee and the terms and conditions of the guarantee visit www.ledvance.com/system-guarantee

DISCLAIMER

Onder voorbehoud van verandering zonder kennisgeving. Fouten en drukfouten voorbehouden. Zorg ervoor dat u de meest recente versie gebruikt.