

PRODUCT DATASHEET

FL PFM 125 W 4000 K SYM 100 SL BK

FLOODLIGHT PHOTOCELL 125 W | Floodlight with daylight sensor, 125 W power consumption



Areas of application

- Replacement for floodlights with halogen lamps
- Outdoor use (IP65)
- Industry
- Public areas
- Construction areas
- Building facades

Product benefits

- Bright, robust and durable
- Automatically switches on and off according to the amount of available daylight
- Always-on override, activated via special mains switching pattern
- Safe and very uniform illumination, due to frosted and tempered glass diffuser
- No upper light output ratio (ULOR 0%) when mounted at 0° tilt
- Energy savings of up to 90 % compared to halogen lamp floodlights
- 5 years guarantee

Product features

- Daylight sensor, integrated in glass cover
- Switch on below 35 lux, switch off above 95 lux illuminance
- Reflector-based, symmetric light distribution with 100° x 100° beam angle
- Integrated wide voltage driver, suitable for 100 - 277 V AC
- Surge protection: up to 6 kV (L/N-PE), 4 kV (L-N)
- Mounting bracket with 30° angle and wide rotation area



- Breather membrane to optimize air exchange, without compromising IP protection
- Pre-installed, flexible 1 m cable (H05RN-F), wrapped 3 x 1.0 mm² single wires

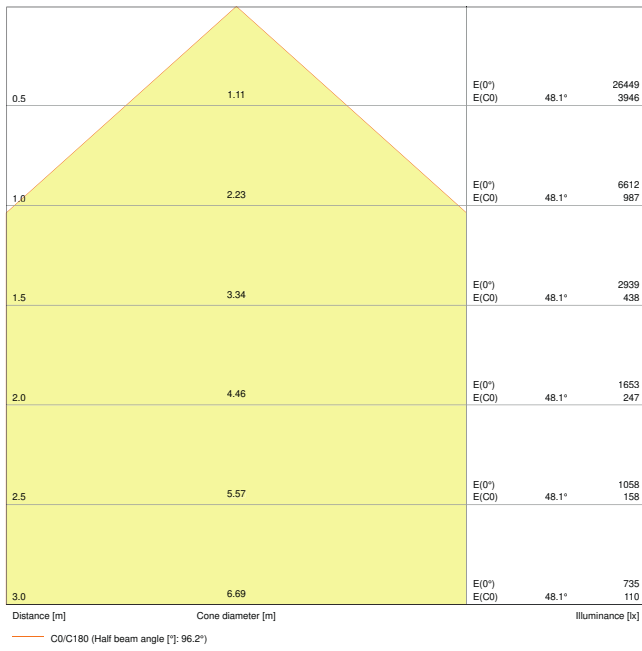
TECHNICAL DATA

Electrical data

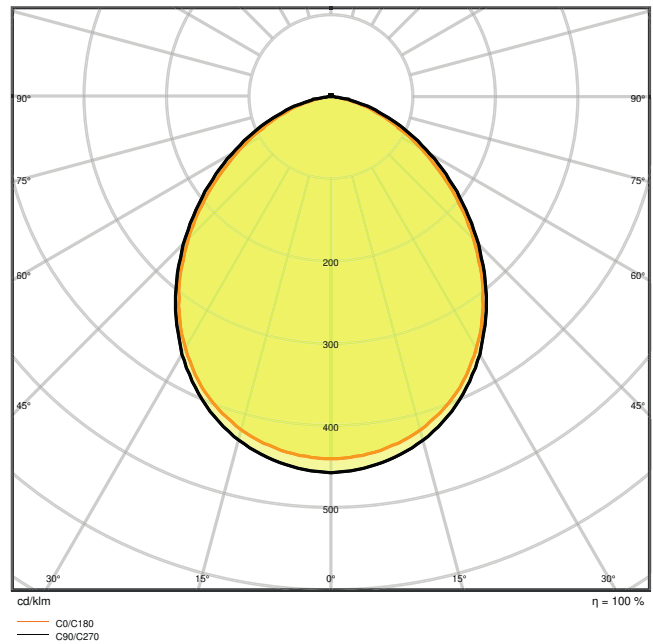
Nominal wattage	125.00 W
Nominal voltage	100...277 V
Mains frequency	50...60 Hz
Nominal current	630 mA
Inrush current	60 A
Inrush current time T_{h50}	1000 μ s
Max. number of luminaires per miniature circuit breaker B16	4
Max. number of luminaires per miniature circuit breaker C10	7
Max. number of luminaires per miniature circuit breaker C16	11
Power factor λ	> 0.90
Total harmonic distortion	< 20 %
Protection class	I
Operating mode	Integrated LED driver

Photometrical data

Luminous flux	15000 lm
Luminous efficacy	125 lm/W
Color temperature	4000 K
Light color (designation)	Cool White
Color rendering index Ra	≥ 80
Standard deviation of color matching	≤ 5 sdc _m
Luminous intensity	-
Low flicker	Yes
Flickering metric (Pst LM)	-
Stroboscope effect metric (SVM)	-
Photobiological safety group acc. to EN62778	RG1
Photobiological safety group acc. to EN62471	RG1
Beam angle	100 ° x 100 °



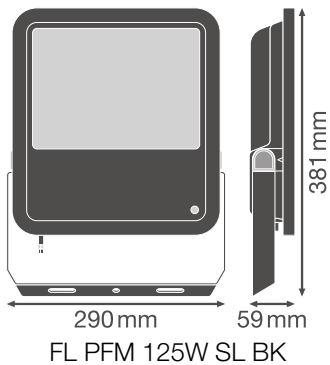
FL PFM125W4000K SYM100SL BK



FL PFM125W4000K SYM100SL BK

Dimensions & Weight

Length	381.00 mm
Width	290.00 mm
Height	59.00 mm
Product weight	3800.00 g
Cable length	1000 mm



Materials & Colors

Product color	Black
Housing color	Black
Body material	Aluminum
Light emitting surface material	Glass
Glow Wire Test according to IEC 60695-2-12	650 °C
Mercury content	0.0 mg

Application & Mounting

Ambient temperature range	-30...+50 °C
Temperature range at storage	-40...+70 °C
Type of connection	Cable, 3-pole
Type of protection	IP65
Protection class IK (shock resistance)	IK08
Dimmable	No
Mounting type	Surface
Mounting location	Wall / Pole / Floor
Application environment	Outdoor
Adjustable	Yes
LED module replaceable	Not replaceable
With light source	Yes

Lifespan

Lifespan L70/B50 at 25 °C	70000 h ¹⁾
Lifespan L80/B10 at 25 °C	55000 h ¹⁾
Lifespan L90/B10 at 25 °C	35000 h
Number of switching cycles	100000

¹⁾ t[h]: L70 / B50 @ 25 °C (Ta), t[h]: L80 / B10 @ 25 °C (Ta), t[h]: L90 / B10 @ 25 °C (Ta)

Control gear

Output current	740 mA
ECG - Output ripple current	< 35 %

Sensor

Type of sensor	Light
Sensor technology	Photocell
Detection threshold of daylight sensor	35...95 lx

Sensor IP rating	IP65
------------------	------







Certificates & Standards





Standards	CE / CB / ENEC / EAC / EPD
Luminaire with limited surface temperature, "D sign"	No
Ball shot safe	No
EPD	LEDV-00017-V01.01-EN







Safety advice

– Max. wind load surface 0.083 m²

DOWNLOAD DATA

Documents and certificates		Document name
	User Instruction	FLOODLIGHT PHOTOCELL 65W - 200W
	Addon Technical Information	LSI FL PFM SYM
	Legal information	Legal insert
	Legal information	Legal Insert FL PFM
	Declarations of conformity	FL PFM SYM SL BK
	Declarations Of Conformity UKCA	FL PFM 4000K SYM100SL BK

Photometric and lighting design files		Document name
	IES file (IES)	FL PFM125W4000K SYM100SL BK
	LDT file (Eulumdat)	FL PFM125W4000K SYM100SL BK
	ULD file (DIALux)	FL PFM125W-4000K SYM100SL BK
	ROLF file (RELUX)	FL PFM 125W 4000K SYM100 SL

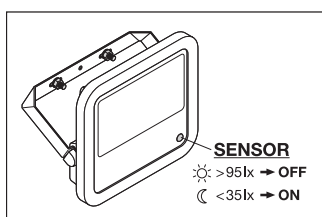
Photometric and lighting design files		Document name
	UGR file (UGR table)	FL PFM125W4000K SYM100SL BK
	LDC typ cone	FL PFM125W4000K SYM100SL BK
	LDC typ polar	FL PFM125W4000K SYM100SL BK
CAD/BIM files		Document name
	BIM_Revit_3D	Floodlight Photocell G3
	CAD_STEP_3D	FL G3 125W
Tender texts		Document name
	Tender documents	FLOODLIGHT PHOTOCELL 125 W 4000 K SYM 100 SL BK-EN

LOGISTICAL DATA

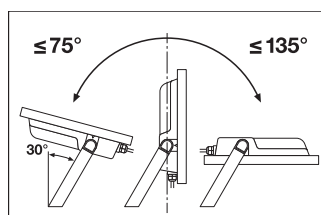
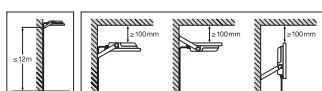
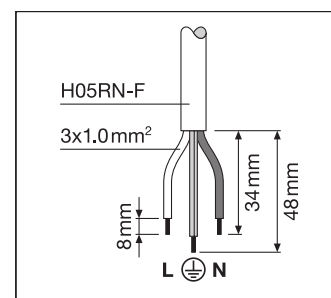
Product code	Packaging unit (Pieces/Unit)	Dimensions (length x width x height)	Gross weight	Volume
4058075461161	Shipping box 1	343 mm x 92 mm x 443 mm	4305.00 g	13.98 dm ³

The mentioned product code describes the smallest quantity unit which can be ordered. One shipping unit can contain one or more single products. When placing an order, for the quantity please enter single or multiples of a shipping unit.

ADDITIONAL CATALOG INFORMATION



	A	B	C	⚙️	🔌
65W	150	108	8.5	2x MB	0,046 m ²
80W	150	108	10.5	2x M10	0,061 m ²
125W	170	118	10.5	2x M10	0,083 m ²
165W	170	118	12.5	2x M12	0,102 m ²
200W	170	118	12.5	2x M12	0,124 m ²



References / Links

– For Guarantee see www.ledvance.com/guarantee

DISCLAIMER

Subject to change without notice. Errors and omission excepted. Always make sure to use the most recent release.