

PRODUCT DATASHEET

BLKH RD SEN 300 P 18W CPS BK

BULKHEAD ROUND SENSOR | Robust wall and ceiling luminaire with IP65 and IK10 protection and sensor



Areas of application

- Direct replacement for luminaires with fluorescent lamps
- Corridors, stairways, entrance areas
- Passages, underpasses
- Public areas

Product benefits

- Multiple adjustments of sensor range, daylight detection and hold time
- Highly versatile due to selectable CCT and power steps (Multi Color / Multi Lumen) on the driver
- Flexible mounting patterns for convenient installation
- Suitable for use in public areas thanks to high IK rating
- Suitable for use in dusty and damp locations thanks to high IP rating
- Separate decor element available for an aesthetic and functional product design

Product features

- High frequency sensor for daylight and motion detection
- UV-stabilized polycarbonate (PC) housing, PC-diffuser
- High luminous efficacy: > 120 lm/W for 3000 K and 4000 K
- Impact resistance: IK10
- Type of protection: IP65
- Push wire terminal for tool-free connection
- Through-wiring possible

TECHNICAL DATA

Electrical data

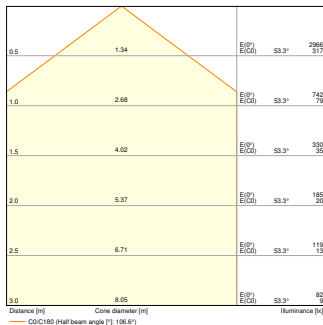
Nominal wattage	17.5 W / 15.5 W / 13 W / 11 W ¹⁾
Nominal voltage	220...240 V
Mains frequency	0/50/60 Hz
Nominal current	80...70...60...50 mA
Inrush current	9.5 A
Inrush current time T_{h50}	26.8 μ s
Max. number of luminaires per miniature circuit breaker B16	79
Max. number of luminaires per miniature circuit breaker C10	63
Max. number of luminaires per miniature circuit breaker C16	101
Power factor λ	> 0.90
Total harmonic distortion	< 15 %
Protection class	II
Operating mode	Integrated LED driver

¹⁾ For possible options refer to lumen/power table image

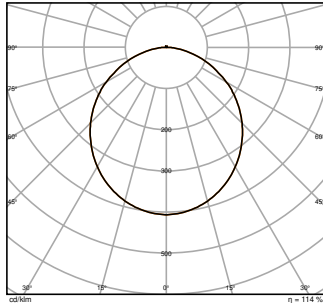
Photometrical data

Luminous flux	2280 lm / 1980 lm / 1690 lm / 1390 lm ¹⁾
Luminous efficacy	128 lm/W / 127 lm/W / 130 lm/W / 126 lm/W ¹⁾
Color temperature	3000 K / 4000 K
Light color (designation)	Warm White / Cool White
Color rendering index Ra	> 80
Standard deviation of color matching	5 sdc _m
Low flicker	Yes
Flickering metric (Pst LM)	<1
Stroboscope effect metric (SVM)	<0.4
Photobiological safety group acc. to EN62778	RG0
Beam angle	120 °

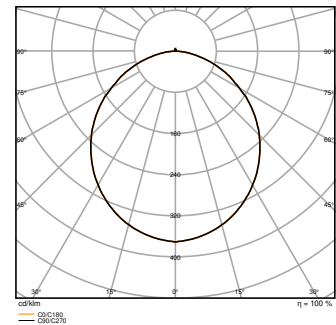
¹⁾ For possible options refer to lumen/power table image



BLKH 300 P 16W 830 2000lm



BLKH 300 P 16W 840 2000lm




BLKH 300 P 16W 830 2000lm

BLKH 300 P 16W 840 2000lm

Dimensions & Weight

Diameter	312.00 mm
Height	73.00 mm
Product weight	1123.00 g



BLKH RD/SEN/DA/EM 300 P 16W

Materials & Colors

Product color	Black
Housing color	Black
Body material	Polycarbonate (PC)
Cover material	Polycarbonate (PC)

Light emitting surface material	Polycarbonate (PC)
Glow Wire Test according to IEC 60695-2-12	850 °C
Mercury content	0.0 mg

Application & Mounting

Ambient temperature range	-20...+40 °C
Temperature range at storage	-20...+80 °C
Type of connection	Screwless terminal
Type of protection	IP65
Protection class IK (shock resistance)	IK10
Dimmable	No
Mounting type	Surface
Mounting location	Ceiling / Wall
LED module replaceable	Only by an expert
With light source	Yes

Lifespan

Lifespan L70/B50 at 25 °C	70000 h ¹⁾
Lifespan L80/B10 at 25 °C	55000 h ¹⁾
Lifespan L90/B10 at 25 °C	40000 h
Number of switching cycles	100000

¹⁾ t[h]: L70 / B50 @ 25 °C (Ta), t[h]: L80 / B10 @ 25 °C (Ta), t[h]: L90 / B10 @ 25 °C (Ta)

Control gear

Output current	370...320...270...220 mA
ECG - Output ripple current	< 5 %

Sensor

Type of sensor	Motion / Light
Sensor technology	Microwave
Sensor detection angle	150 °
Sensor controlled switching time	5 s...30 min
Detection range of motion sensor	3...8 m
Detection threshold of daylight sensor	2...50 lx

Certificates & Standards

Standards	CE / CB / UKCA / EAC / ENEC
Luminaire with limited surface temperature, "D sign"	No
Ball shot safe	No




Additional product data











Product remark	Available from September 2024
Added function	EVERLOOP / MULTI SELECT


EQUIPMENT / ACCESSORIES

- Additional cover rings in different designs available
- Mounting screws and dowels included
- Anti-theft screw included

DOWNLOAD DATA

Documents and certificates		Document name
	User Instruction	BLKH RD GEN2
	Addon Technical Information	Light Source Insert BLKH RD GEN2
	Legal information	Legal Insert BLKH RD

Photometric and lighting design files		Document name
	IES file (IES)	BLKH 300 P 16W 830 2000lm
	IES file (IES)	BLKH 300 P 16W 840 2000lm
	LDT file (Eulumdat)	BLKH 300 P 16W 830 2000lm
	LDT file (Eulumdat)	BLKH 300 P 16W 840 2000lm
	UGR file (UGR table)	BLKH 300 P 16W 830 2000lm
	UGR file (UGR table)	BLKH 300 P 16W 840 2000lm
	LDC typ cone	BLKH 300 P 16W 830 2000lm
	LDC typ cone	BLKH 300 P 16W 840 2000lm
	LDC typ polar	BLKH 300 P 16W 830 2000lm
	LDC typ polar	BLKH 300 P 16W 840 2000lm

CAD/BIM files		Document name
	CAD_STEP_3D	BLKH G2 300


LOGISTICAL DATA

Product code	Packaging unit (Pieces/Unit)	Dimensions (length x width x height)	Gross weight	Volume
4099854286209	Folding box 1	77 mm x 317 mm x 317 mm	1257.00 g	7.74 dm ³
4099854286216	Shipping box 8	650 mm x 330 mm x 335 mm	10716.00 g	71.86 dm ³

The mentioned product code describes the smallest quantity unit which can be ordered. One shipping unit can contain one or more single products. When placing an order, for the quantity please enter single or multiples of a shipping unit.

ADDITIONAL CATALOG INFORMATION

BLKH RD 250					BLKH RD SEN 250				
WAC	8,5	9	9,5	9,5	WAC	10	8,5	7	9
T (Pieces)	4000	3000	4000	3000	4000	3000	4000	3000	4000
Im	1000	1100	1070	1020	860	800	710	740	880
ImW	128	128	128	128	128	128	128	128	128



	B10	B16	C10	C16
BLKH RD 250 P 18W CPS BK	155	248	155	248
BLKH RD 250 P 18W CPS WT				
BLKH RD 300 P 18W CPS BK	83	79	83	101
BLKH RD 300 P 18W CPS WT				
BLKH RD SEN 250 P 18W CPS BK	140	224	140	224
BLKH RD SEN 250 P 18W CPS WT				
BLKH RD SEN 300 P 18W CPS BK	63	79	63	101
BLKH RD SEN 300 P 18W CPS WT				

Detection Area			Hold Time			Daylight Sensor		
1	2	3	4	5	6	7	8	9
ON	ON	ON	ON	ON	ON	ON	ON	ON
ON	ON	100%	ON	ON	6s	ON	ON	2 ALL
-	ON	75%	-	ON	30s	ON	ON	2 ALL
ON	-	50%	ON	-	90s	-	ON	2 ALL
-	-	25%	-	-	3min	ON	-	2 ALL
-	-	10%	ON	ON	20min	-	-	2 ALL
-	-	-	-	-	30min	-	-	Disable

References / Links

- For Guarantee see www.ledvance.com/guarantee

DISCLAIMER

Subject to change without notice. Errors and omission excepted. Always make sure to use the most recent release.