

PRODUCT DATASHEET

SF BLKH 300 P EM 15W 840 WT IP65

SURFACE BULKHEAD 300 EMERGENCY | Robust wall and ceiling luminaire with IP65 protection and integrated emergency lighting function



Areas of application

- Emergency illumination of escape routes
- Antipanic lighting
- Buildings requiring up to 3 h emergency light operation
- Direct replacement for luminaires with fluorescent lamps
- Corridors, stairways, entrance areas
- Passages, underpasses
- Public areas

Product benefits

- Seamless integration of luminaires with emergency lighting function into general lighting
- Easy wiring thanks to included prewired driver and battery for Emergency lighting function
- Simple testing of luminaires with emergency lighting function thanks to integrated automatic test function
- Separate covers available for an aesthetic and functional product design
- 3 years guarantee
- High luminous efficacy in normal operation
- Convenient visualization of results of automatic test with an included control LED
- Operation of integrated emergency lighting function with long life LiFePO4 battery with 3h battery discharge time
- Suitable for use in dusty and damp locations thanks to high IP rating
- Suitable for use in public areas thanks to high IK rating
- Multiple mounting patterns for convenient installation
- Energy savings of up to 50 % (compared to luminaires that use fluorescent lamps)

Product features

- Certified according to European norms (EN 60598-1:2015; EN 60598-2-22:2014)
- Luminaire suited for normal lighting and emergency lighting
- Self-contained luminaires
- Emergency lighting function: battery discharge time of 3 h
- Function test of emergency lighting: automatic (AT)

- Battery technology: LiFePO4
- Ambient temperature in operation: 5°...+40 C
- UV-stabilized polycarbonate (PC) housing, PC-diffuser
- Impact resistance: IK10
- Push wire terminal for tool-free connection
- Through-wiring possible
- Type of protection: IP65

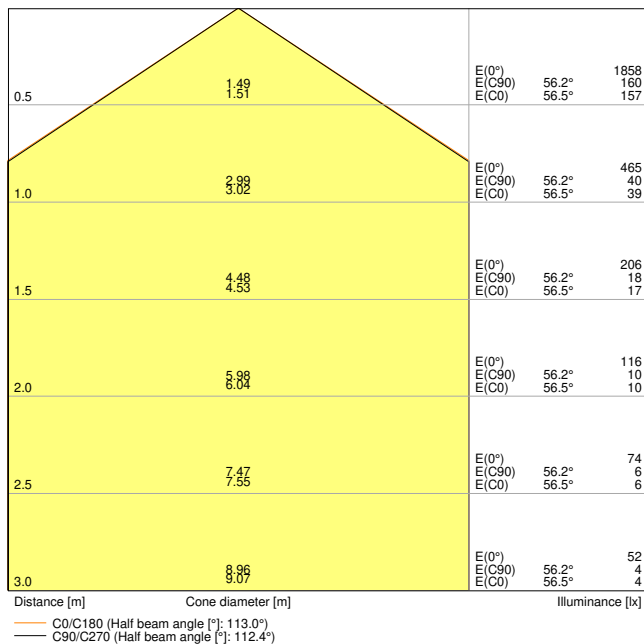
TECHNICAL DATA

Electrical data

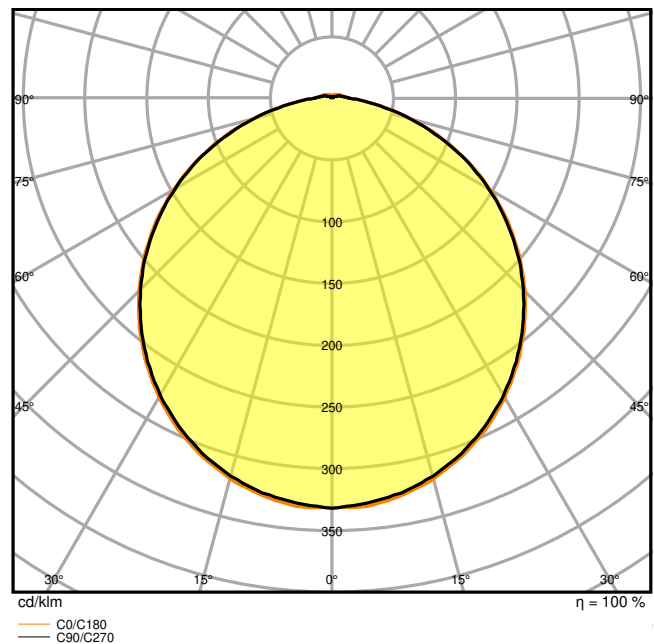
Nominal wattage	15.00 W
Nominal voltage	220...240 V
Mains frequency	50...60 Hz
Nominal current	350.000 mA
Inrush current	3.47 A
Inrush current time T_{h50}	490 μ s
Max. number of luminaires per miniature circuit breaker B16	48
Max. number of luminaires per miniature circuit breaker C10	48
Max. number of luminaires per miniature circuit breaker C16	78
Power factor λ	≥ 0.7
Total harmonic distortion	< 8 %
Protection class	II
Operating mode	Integrated LED driver

Photometrical data

Luminous flux	1400 lm
Luminous efficacy	93 lm/W
Color temperature	4000 K
Light color (designation)	Cool White
Color rendering index Ra	> 80
Standard deviation of color matching	< 5 sdc _m
Luminous intensity	-
Low flicker	Yes
Flickering metric (Pst LM)	-
Stroboscope effect metric (SVM)	-
Photobiological safety group acc. to EN62778	RG0
Photobiological safety group acc. to EN62471	RG0
Beam angle	120 °



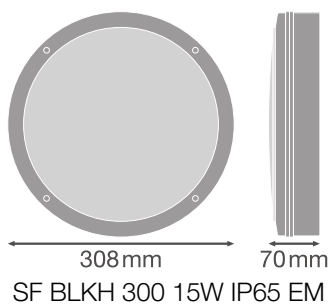
SF BLKH 300 P 15W 840 WT IP65



SF BLKH 300 P 15W 840 WT IP65

Dimensions & Weight

Diameter	300.00 mm
Height	70.00 mm
Product weight	1000.00 g



Materials & Colors

Product color	White
Housing color	White
Body material	Polycarbonate (PC)
Cover material	Polycarbonate (PC)
Light emitting surface material	Polycarbonate (PC)
Glow Wire Test according to IEC 60695-2-12	850 °C

Mercury content	0.0 mg
-----------------	--------

Application & Mounting

Ambient temperature range	+5...+40 °C
Type of connection	Screwless terminal
Type of protection	IP65
Protection class IK (shock resistance)	IK10
Dimmable	No
Mounting type	Surface
Mounting location	Ceiling / Wall
Application environment	Outdoor
LED module replaceable	Not replaceable
With light source	Yes

Lifespan

Lifespan L70/B50 at 25 °C	50000 h ¹⁾
Lifespan L80/B10 at 25 °C	35000 h ¹⁾
Lifespan L90/B10 at 25 °C	20000 h
Number of switching cycles	100000

¹⁾ t[h]: L70 / B50 @ 25 °C (Ta), t[h]: L80 / B10 @ 25 °C (Ta), t[h]: L90 / B10 @ 25 °C (Ta)

Control gear

Output current	350 mA
----------------	--------

BATTERY

Type of Battery	LiFePO4
Battery size [GMS]	Others
Nominal voltage of battery	3.2 V
Nominal capacity of battery	4500 mAh
Battery charging time	< 24 h

Emergency lighting

Area of emergency application	Anti-panic lighting / Escape route lighting
Type of emergency light operation	Maintained / Non-maintained
Type of emergency operation test	None
Wattage in maintained operation mode	16.5 W
Wattage in emergency operation mode	3,0 W
Luminous flux in maintained operation mode	1400 lm
Luminous flux in emergency operation mode	350 lm
Battery life in emergency operation mode	3 h

Integrated test switch	No
------------------------	----







Certificates & Standards







Standards	CE / CB
Luminaire with limited surface temperature, "D sign"	No
Ball shot safe	No









EQUIPMENT / ACCESSORIES

- Additional cover rings in different designs available
- Mounting screws and dowels included

DOWNLOAD DATA

Documents and certificates		Document name
	User Instruction	SF BLKH 250, 300 P IP65 EM
	Addon Technical Information	LS Insert SF Bulkhead P EM
	Legal information	Legal Insert SF BLKH EM
	Declarations of conformity	EC declaration SF BLKH EM LUM
	Declarations Of Conformity UKCA	SF BLKH P IP65 EM
	Declarations Of Conformity UKCA	SF BLKH P IP65 EM

Photometric and lighting design files		Document name
	IES file (IES)	SF BLKH 300 15W 4000K WT IP65 EM
	IES file (IES)	SF BLKH 300 15W 4000K WT IP65 EM
	IES file (IES)	SF BLKH 300 15W 4000K WT IP65 EM
	LDT file (Eulumdat)	SF BLKH 300 15W 4000K WT IP65 EM
	LDT file (Eulumdat)	SF BLKH 300 15W 4000K WT IP65 EM
	LDT file (Eulumdat)	SF BLKH 300 15W 4000K WT IP65 EM

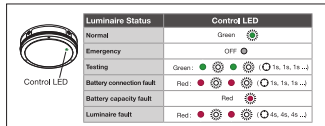
Photometric and lighting design files		Document name
	ULD file (DIALux)	SF BLKH EM WT
	ROLF file (RELUX)	SF BLKH EM WT
	UGR file (UGR table)	SF BLKH 300 P 15W 840 WT IP65
	LDC typ cone	SF BLKH 300 P 15W 840 WT IP65
	LDC typ polar	SF BLKH 300 P 15W 840 WT IP65
CAD/BIM files		Document name
	BIM_Revit_3D	SF BLKH 300 P
	CAD_STEP_3D	SF BLKH 300
Tender texts		Document name
	Tender documents	SURFACE BULKHEAD 300 EMERGENCY 15W 840 WT IP65-EN




























































































































































LOGISTICAL DATA

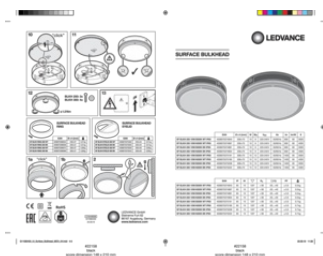
Product code	Packaging unit (Pieces/Unit)	Dimensions (length x width x height)	Gross weight	Volume
4058075647640	Folding box 1	322 mm x 312 mm x 74 mm	1105.00 g	7.43 dm ³
4058075647657	Shipping box 8	650 mm x 335 mm x 315 mm	9561.00 g	68.59 dm ³

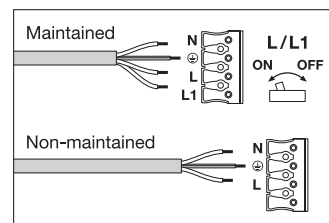
The mentioned product code describes the smallest quantity unit which can be ordered. One shipping unit can contain one or more single products. When placing an order, for the quantity please enter single or multiples of a shipping unit.

ADDITIONAL CATALOG INFORMATION



Luminaire Status	Control LED
Normal	Green: 
Emergency	Green:  OFF 
Flashing	Green:                                      
Battery connection fault	Red:                                      
Battery capacity fault	Red:                                      
Luminaire fault	Red:                                      





Maintained: N, L, L1, L1

Non-maintained: N, L

L/L1 ON OFF

References / Links

- For Guarantee see www.ledvance.com/guarantee

DISCLAIMER

Subject to change without notice. Errors and omission excepted. Always make sure to use the most recent release.