


# PRODUCT DATASHEET

## PANEL LOUVER SURF KIT 600 BK

PANEL LOUVER SURFACE KIT | Panel luminaires



---

### Areas of application

- Offices, conference rooms
- Reception areas, foyers, corridors, elevators

---

### Product benefits

- Easy installation
- Black or white housing version available

---

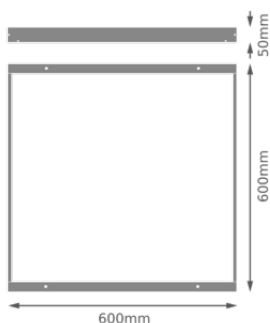
### Product features

- Extruded aluminum frame

## TECHNICAL DATA

### Dimensions & Weight

Length	600 mm
Width	600 mm
Height	50 mm
Product weight	450.00 g





PANEL LOUVER SURF KIT 600

### Materials & Colors

Product color	Black
---------------	-------

## DOWNLOAD DATA

Documents and certificates	Document name
 User Instruction	PANEL LOUVER SURF KIT 600
 Legal information	PL LOUVER 600/1200/SUSP/SURF KIT

## LOGISTICAL DATA

Product code	Packaging unit (Pieces/Unit)	Dimensions (length x width x height)	Gross weight	Volume
4099854155406	Folding box 1	605 mm x 35 mm x 56 mm	500.00 g	1.19 dm <sup>3</sup>
4099854155413	Shipping box 20	625 mm x 195 mm x 245 mm	10426.00 g	29.86 dm <sup>3</sup>

The mentioned product code describes the smallest quantity unit which can be ordered. One shipping unit can contain one or more single products. When placing an order, for the quantity please enter single or multiples of a shipping unit.

**DISCLAIMER**

Subject to change without notice. Errors and omission excepted. Always make sure to use the most recent release.