


PRODUCT DATASHEET

PANEL 625 RECESSED MOUNT FRAME

RECESSED MOUNT FRAME | Recessed mount frames for panel luminaires



Product benefits

- Seamless installation into plasterboard, wood and metal ceilings from 8 to 30 mm thickness

Product features

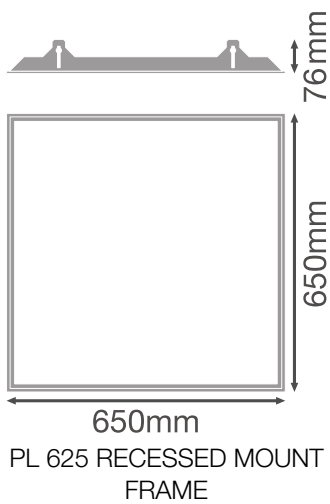
- Extruded aluminum frame



TECHNICAL DATA

Dimensions & Weight

| | |
|----------------|-----------|
| Length | 650 mm |
| Width | 650 mm |
| Height | 76 mm |
| Product weight | 1500.00 g |




Materials & Colors


| | |
|---------------|-------|
| Product color | White |
|---------------|-------|

Application & Mounting

| | |
|-------------------|----------|
| Mounting type | Recessed |
| Mounting location | Ceiling |

DOWNLOAD DATA

| Documents and certificates | Document name |
|---|----------------------------|
|  User Instruction | PANEL RECESSED MOUNT FRAME |

| Tender texts | Document name |
|--|--|
|  Tender documents | RECESSED MOUNT FRAME 625 RECESSED MOUNT FRAME-EN |

LOGISTICAL DATA

| Product code | Packaging unit (Pieces/Unit) | Dimensions (length x width x height) | Gross weight | Volume |
|---------------|------------------------------|--------------------------------------|--------------|------------------------|
| 4058075402904 | Folding box 1 | 672 mm x 102 mm x 670 mm | 1592.00 g | 45.92 dm ³ |
| 4058075402911 | Shipping box 2 | 692 mm x 222 mm x 690 mm | 4309.00 g | 106.00 dm ³ |

The mentioned product code describes the smallest quantity unit which can be ordered. One shipping unit can contain one or more single products. When placing an order, for the quantity please enter single or multiples of a shipping unit.

DISCLAIMER

Subject to change without notice. Errors and omission excepted. Always make sure to use the most recent release.