

# PRODUCT DATASHEET

## PANEL INDV EM 600 33 W 3000K

PANEL IndiviLED® EMERGENCY 600 | Square recessed luminaire with IndiviLED® optics, self-contained emergency luminaire, 600mm



### Areas of application

- Direct replacement for luminaires with fluorescent lamps
- Emergency illumination of escape routes
- Antipanic lighting
- Buildings requiring up to 3 h emergency light operation
- Reception areas, foyers, corridors, elevators
- Offices, conference rooms
- Suitable for recessed ceiling systems with grid size of 600 x 600 mm

### Product benefits

- Homogenous light distribution and reduced glare thanks to the IndiviLED® optics
- Seamless integration of luminaires with emergency lighting function into general lighting
- Easy wiring thanks to included prewired driver and battery for Emergency lighting function
- Simple testing of luminaires with emergency lighting function thanks to integrated automatic test function
- Convenient visualization of results of automatic test with an included control LED
- Operation of integrated emergency lighting function with long life LiFePO4 battery with 3h battery discharge time
- Energy savings of up to 50 % (compared to luminaires that use fluorescent lamps)
- Robust structure with IK08
- Low flicker light thanks to special electronic control gear
- 3 years guarantee



## Product features

- Each LED with individual lens and reflector for UGR < 16 and homogenous light distribution
- Luminaire suited for normal lighting and emergency lighting
- Certified according to European norms (EN 60598-1:2015; EN 60598-2-22:2014)
- Self-contained luminaires
- Emergency lighting function: battery discharge time of 3 h
- Function test of emergency lighting: automatic (AT)
- Battery technology: LiFePO4
- Metal housing, polycarbonate (PC) lenses and reflectors
- Luminous efficacy: up to 120 lm/W
- Initial color consistency: 3 SDCM
- Glow Wire Test according to IEC 60695-2-12: 850 °C

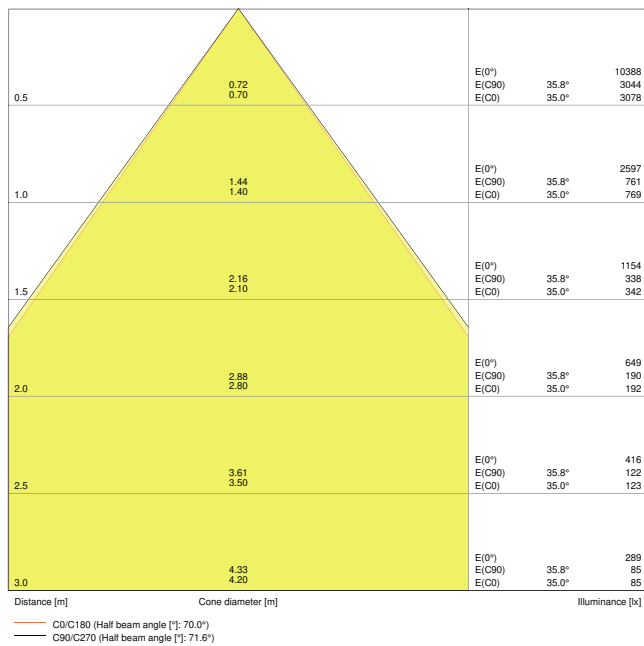
## TECHNICAL DATA

### Electrical data

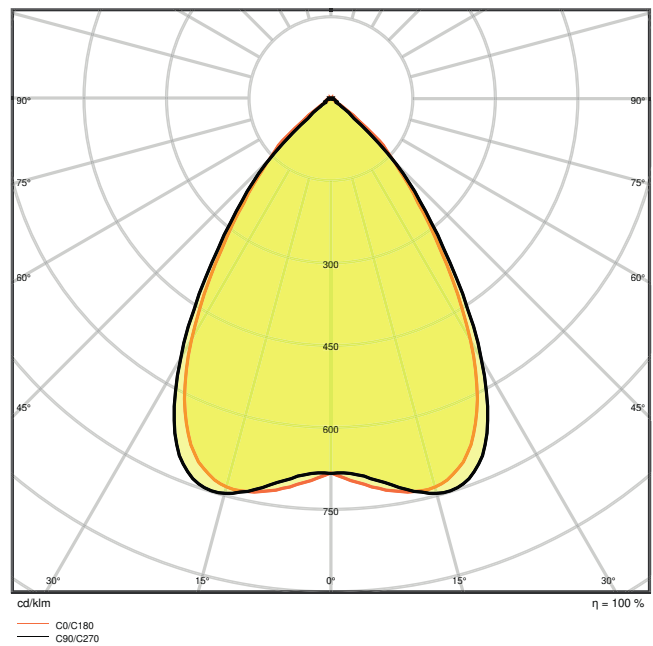
Nominal wattage	33.00 W
Nominal voltage	220...240 V
Mains frequency	50/60 Hz
Nominal current	180.000 mA
Inrush current	36.4 A
Inrush current time $T_{h50}$	80 $\mu$ s
Max. number of luminaires per miniature circuit breaker B16	58
Max. number of luminaires per miniature circuit breaker C10	36
Max. number of luminaires per miniature circuit breaker C16	58
Power factor $\lambda$	> 0.90
Total harmonic distortion	< 20 %
Protection class	II
Operating mode	External LED driver

### Photometrical data

Luminous flux	3800 lm
Luminous efficacy	115 lm/W
Color temperature	3000 K
Light color (designation)	Warm White
Color rendering index Ra	$\geq$ 80
Standard deviation of color matching	3 sdc <sub>m</sub>
Luminous intensity	-
Low flicker	Yes
Flickering metric (Pst LM)	-
Stroboscope effect metric (SVM)	-
Photobiological safety group acc. to EN62778	RG1
Beam angle	70 °
UGR	< 16



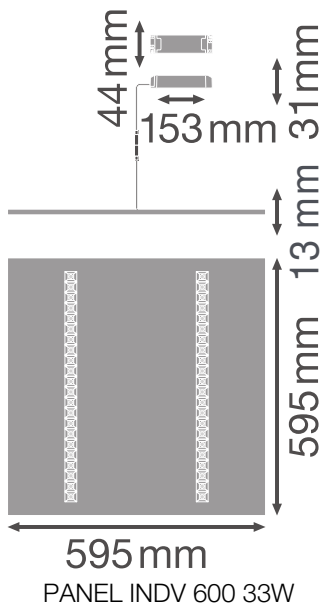
PANEL INDV 600 33W3000K EM



PANEL INDV 600 33W3000K EM

### Dimensions & Weight

Length	595.00 mm
Width	595.00 mm
Height	13.00 mm
Product weight	3700.00 g



### Materials & Colors

Product color	White
Housing color	White
Body material	Steel
Cover material	Polycarbonate (PC)
Light emitting surface material	Polycarbonate (PC)
Glow Wire Test according to IEC 60695-2-12	850 °C
Mercury content	0.0 mg

### Application & Mounting

Ambient temperature range	+5...+40 °C
Temperature range at storage	5...+35 °C
Type of connection	Screw terminal, 2-POLE (N, L, L switchable)
Type of protection	IP40
Protection class IK (shock resistance)	IK08
Dimmable	No
Mounting type	Recessed
Mounting location	Ceiling
Application environment	Indoor
Mounting length	575 mm

Mounting width	575 mm
Mounting depth	50,0 mm
LED module replaceable	Not replaceable
With light source	Yes

### Lifespan

Lifespan L70/B50 at 25 °C	80000 h <sup>1)</sup>
Lifespan L80/B10 at 25 °C	60000 h <sup>1)</sup>
Lifespan L90/B10 at 25 °C	35000 h
Number of switching cycles	25000

<sup>1)</sup> t[h]: L70 / B50 @ 25 °C (Ta), t[h]: L80 / B10 @ 25 °C (Ta), t[h]: L90 / B10 @ 25 °C (Ta)

### BATTERY

Type of Battery	LiFePO4
Battery size [GMS]	Others
Nominal voltage of battery	3.2 V
Nominal capacity of battery	4500 mAh
Battery charging time	< 24 h



### Emergency lighting

Area of emergency application	Anti-panic lighting / Escape route lighting
Type of emergency light operation	Maintained / Non-maintained
Type of emergency operation test	Automatic
Wattage in maintained operation mode	33 W
Wattage in emergency operation mode	3,0 W
Luminous flux in maintained operation mode	3800 lm
Luminous flux in emergency operation mode	450 lm
Battery life in emergency operation mode	3 h
Integrated test switch	No

### Certificates & Standards

Standards	CE / CB / EAC
Luminaire with limited surface temperature, "D sign"	No
Ball shot safe	No




### Accessories Optional








Product image	Product name	EAN
	PANEL RECESSED MOUNT CLIPS VAL 4x	4058075409859
	CONNECTOR BOX 5POLE L/N/PE/D+/D- 4x	4058075473034



**EQUIPMENT / ACCESSORIES**

- Optional mounting clips available
- Security rope for luminaire included
- External control gear included
- Control LED with a holder for recessed installation included


**DOWNLOAD DATA**

Documents and certificates	Document name
 User Instruction	UI PANEL INDIVILED EMERGENCY
 Addon Technical Information	LSI PANEL INDV EM
 Declarations of conformity	PANEL INDV EM

Photometric and lighting design files	Document name
 IES file (IES)	PANEL INDV 600 33W3000K EM
 LDT file (Eulumdat)	PANEL INDV 600 33W3000K EM
 ULD file (DIALux)	PANEL INDV 600 33W-3000K
 ROLF file (RELUX)	PANEL INDV 600 33W-3000K
 UGR file (UGR table)	PANEL INDV 600 33W3000K EM
	PANEL INDV 600 33W3000K EM
	PANEL INDV 600 33W3000K EM

CAD/BIM files		Document name
	BIM_Revit_3D	PANEL Indiv
	CAD_STEP_3D	PANEL Indiv 600

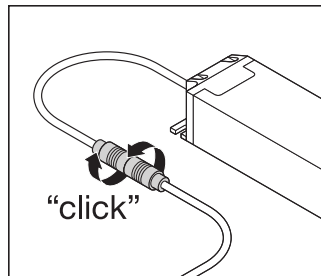
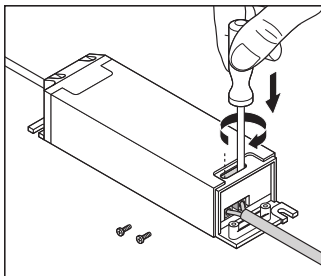
Tender texts		Document name
	Tender documents	PANEL IndivLED EMERGENCY 600 33 W 3000K-EN

**LOGISTICAL DATA**

Product code	Packaging unit (Pieces/Unit)	Dimensions (length x width x height)	Gross weight	Volume
4058075201293	Folding box 1	646 mm x 48 mm x 737 mm	4215.00 g	22.85 dm <sup>3</sup>
4058075201309	Shipping box 4	750 mm x 210 mm x 658 mm	17615.00 g	103.64 dm <sup>3</sup>

The mentioned product code describes the smallest quantity unit which can be ordered. One shipping unit can contain one or more single products. When placing an order, for the quantity please enter single or multiples of a shipping unit.

**ADDITIONAL CATALOG INFORMATION**



**References / Links**

– For Guarantee see [www.ledvance.com/guarantee](http://www.ledvance.com/guarantee)

**DISCLAIMER**

Subject to change without notice. Errors and omission excepted. Always make sure to use the most recent release.