

# PRODUCT DATASHEET

## PANEL LOUVER 600 V 27.5W 840 U16 BK DALI

PANEL LOUVER | Panel luminaires



### Areas of application

- Direct replacement for luminaires with fluorescent lamps
- Offices, conference rooms
- Reception areas, foyers, corridors, elevators
- Suitable for recessed ceiling systems

### Product benefits

- UGR < 16 and homogenous light distribution
- Low flicker light thanks to special electronic control gear
- Energy savings thanks to system efficacy of up to 150 lm/W
- External driver for extended flexibility and easy installation
- Black or white housing version available

### Product features

- Lifetime (L70/B50): up to 72,000 h (at 25 °C)
- Lifetime (L80/B10): up to 50,000 h (at 25 °C)
- Metal housing, polycarbonate (PC) lenses and reflectors
- Luminous flux: up to 4,150 lm
- 5 years warranty

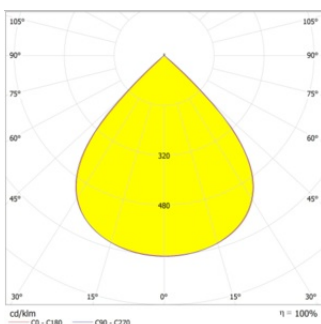
TECHNICAL DATA

Electrical data

Nominal wattage	27.50 W
Nominal voltage	220...240 V
Mains frequency	50...60 Hz
Nominal current	121.000 mA
Max. number of luminaires per miniature circuit breaker B16	21
Max. number of luminaires per miniature circuit breaker C16	21
Total harmonic distortion	15 %
Protection class	II

Photometrical data

Luminous flux	4000 lm
Luminous efficacy	150 lm/W
Color temperature	4000 K
Light color (designation)	Cool White
Color rendering index Ra	80
Standard deviation of color matching	3 sdc <sub>m</sub>
Luminous intensity	-
Flickering metric (Pst LM)	-
Stroboscope effect metric (SVM)	-
Beam angle	80 °
UGR	< 16

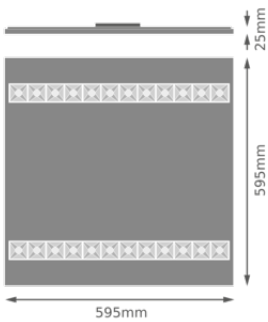


PL LOUVER 600/1200 V 27.5W  
840

Dimensions & Weight

Length	595.00 mm
Width	595.00 mm

Height	32.00 mm
Product weight	2200.00 g



PL LOUVER 600 V27.5W840U16

### Materials & Colors

Product color	Black
Housing color	Black
Body material	Steel
Glow Wire Test according to IEC 60695-2-12	850 °C
Mercury content	0.0 mg

### Application & Mounting

Ambient temperature range	0...+40 °C
Type of connection	Terminal, 2-Pole (L, N)
Type of protection	IP20
Protection class IK (shock resistance)	IK02
Dimmable	Yes
Type of dimming	DALI
Mounting type	Recessed
Application environment	Indoor
Mounting length	575 mm
Mounting width	575 mm
Mounting depth	50 mm
LED module replaceable	By the end consumer
With light source	Yes

### Lifespan

Lifespan L70/B50 at 25 °C	72000 h <sup>1)</sup>
Lifespan L80/B10 at 25 °C	50000 h <sup>1)</sup>







Number of switching cycles	100000
----------------------------	--------

1) t[h]: L70 / B50 @ 25 °C (Ta), t[h]: L80 / B10 @ 25 °C (Ta), t[h]: L90 / B10 @ 25 °C (Ta)

### Certificates & Standards

Luminaire with limited surface temperature, "D sign"	No
--	----

### DOWNLOAD DATA

Documents and certificates		Document name
	User Instruction	PL LOUVER 600 V 27.5W 840 U16
	Addon Technical Information	PANEL LOUVER 600/1200 V 27.5W 840 U16
	Legal information	PL LOUVER 600/1200/SUSP/SURF KIT
Photometric and lighting design files		Document name
	IES file (IES)	PL LOUVER 600 V27.5W840 U16 BK DALI
	LDT file (Eulumdat)	PL LOUVER 600 V27.5W840 U16 BK DALI
	LDC typ polar	PL LOUVER 600/1200 V 27.5W 840

### LOGISTICAL DATA

Product code	Packaging unit (Pieces/Unit)	Dimensions (length x width x height)	Gross weight	Volume
4099854149696	Folding box 1	645 mm x 52 mm x 645 mm	2583.00 g	21.63 dm <sup>3</sup>
4099854149702	Shipping box 5	665 mm x 280 mm x 665 mm	13965.00 g	123.82 dm <sup>3</sup>

The mentioned product code describes the smallest quantity unit which can be ordered. One shipping unit can contain one or more single products. When placing an order, for the quantity please enter single or multiples of a shipping unit.

### DISCLAIMER

Subject to change without notice. Errors and omission excepted. Always make sure to use the most recent release.