

PRODUCT DATASHEET

LN INV INFILL 600 WT

LINEAR INDIVILED INFILL | Mechanical and electrical connector for light line installation between luminaires, in 600 mm, 1200 mm or 1500 mm



Product benefits

- Easy and quick connection of luminaires for light line installations
- Very solid connector for long operation

Product features

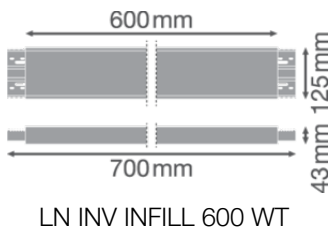
- Mechanical and electric connector (profile, 5 x 2.5 mm² internal wiring and terminal plug, male-female AC plug)
- Connector made of aluminum, white powder-coated



TECHNICAL DATA

Dimensions & Weight

Length	700 mm
Width	125 mm
Height	43 mm
Product weight	1420.00 g



Materials & Colors

Product color	White
Body material	Aluminum




Application & Mounting


With light source	No
-------------------	----


Certificates & Standards

Standards	CE / UKCA
Luminaire with limited surface temperature, "D sign"	No

DOWNLOAD DATA

Documents and certificates		Document name
	User Instruction	LN INV accessories
	Legal information	LN INV ACC
	Declarations of conformity	LN INV

Documents and certificates		Document name
	Declarations Of Conformity UKCA	LN INV

Tender texts		Document name
	Tender documents	LINEAR INDIVILED INFILL 600 WT-EN

LOGISTICAL DATA

Product code	Packaging unit (Pieces/Unit)	Dimensions (length x width x height)	Gross weight	Volume
4099854214882	Folding box 1	177 mm x 757 mm x 102 mm	1660.00 g	13.67 dm ³
4099854214899	Shipping box 2	777 mm x 197 mm x 224 mm	3987.00 g	34.29 dm ³

The mentioned product code describes the smallest quantity unit which can be ordered. One shipping unit can contain one or more single products. When placing an order, for the quantity please enter single or multiples of a shipping unit.

DISCLAIMER

Subject to change without notice. Errors and omission excepted. Always make sure to use the most recent release.