

PRODUCT DATASHEET

Cabinet LED Corner Sensor 550mm Two Light

Cabinet LED Corner | Low voltage undercabinet luminaires for corner application

Areas of application

- Shelf and undercabinet lighting



Product benefits

- Low voltage luminaire for DC operation with external driver
- Suitable for mounting in corners
- Homogenous light distribution
- Easy and fast mounting on nearly every surface (adhesive tape or screws)

Product features

- Luminous flux: up to 480 lm
- Switch on and off by movements with 5 cm distance in front of the infrared motion sensor
- Stepless dimming by covering the infrared motion sensor in 5 cm distance for at least one second
- Material: aluminum
- Color: silver
- Available in two lengths: 35 cm and 55 cm



– Available as single and double luminaire kit

TECHNICAL DATA

Electrical data

Nominal wattage	7.50 W
Nominal voltage	220...240 V
Mains frequency	50...60 Hz
Nominal current	70.000 mA
Max. number of luminaires per miniature circuit breaker C10	-
Power factor λ	> 0.5
Protection class	II
Operating mode	External LED driver

Photometrical data

Luminous flux	480 lm
Total luminous flux of contained light sources	1200 lm
Luminous efficacy	64 lm/W
Color temperature	3000 K
Light color (designation)	Warm White
Color rendering index Ra	≥80
Standard deviation of color matching	≤6 sdc _m
Photobiological safety group acc. to EN62778	RG1
Photobiological safety group acc. to EN62471	RG0
Beam angle	100 °

Dimensions & Weight

Length	550.00 mm
Width	40.70 mm
Height	23.00 mm
Product weight	335.00 g
Cable length	1500 mm



CABINET LED CORNER 55CM

Materials & Colors

Product color	Gray
Housing color	Gray
Body material	Polycarbon Acrylonitrile
Cover material	Polycarbonate (PC)
Mercury content	0.0 mg

Application & Mounting

Ambient temperature range	-20...+40 °C
Temperature range at storage	-30...+70 °C
Type of connection	Plug type C (EU)
Type of protection	IP20
Protection class IK (shock resistance)	IK03
Dimmable	Yes
Mounting type	Surface
Mounting location	Cabinet undersides
Application environment	Indoor
LED module replaceable	Not replaceable
With light source	Yes

Lifespan

Lifespan L70/B50 at 25 °C	30000 h ¹⁾
Number of switching cycles	100000

¹⁾ t[h]: L70 / B50 @ 25 °C (Ta), t[h]: L80 / B10 @ 25 °C (Ta), t[h]: L90 / B10 @ 25 °C (Ta)

Sensor

Type of sensor	Motion
Sensor technology	Infrared/Photocell
Detection range of motion sensor	5 cm




Certificates & Standards

Standards	CE / EAC
Luminaire with limited surface temperature, "D sign"	No

EQUIPMENT / ACCESSORIES

– External mains adapter (cable length: 1.5 m) included

DOWNLOAD DATA

	Documents and certificates	Document name
	User Instruction	CABINET LED CORNER
	Legal information	Legal insert B-not dimmable
	Declarations of conformity	CE Declaration Cabinet LED

LOGISTICAL DATA

Product code	Packaging unit (Pieces/Unit)	Dimensions (length x width x height)	Gross weight	Volume
4058075268265	Folding box 1	94 mm x 71 mm x 629 mm	707.00 g	4.20 dm ³
4058075268272	Shipping box 8	644 mm x 303 mm x 205 mm	6154.00 g	40.00 dm ³

The mentioned product code describes the smallest quantity unit which can be ordered. One shipping unit can contain one or more single products. When placing an order, for the quantity please enter single or multiples of a shipping unit.

DISCLAIMER

Subject to change without notice. Errors and omission excepted. Always make sure to use the most recent release.