

# PRODUCT DATASHEET

## ENDURA Style Crystal Wall 4.5W

ENDURA STYLE CRYSTAL | Stainless steel wall luminaires and bollards with indirect illumination



### Areas of application

- Building facades
- Entrance lighting
- Patios, balconies

### Product benefits

- Easy and quick installation
- Energy-efficient thanks to LED technology

### Product features

- Bright and functional outdoor LED luminaires
- Available with and without motion sensor
- Stainless steel housing
- Type of protection: IP44



## TECHNICAL DATA

### Electrical data

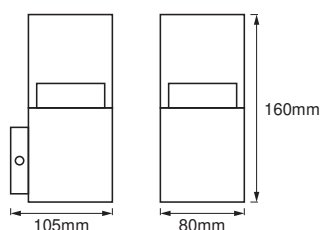
Nominal wattage	4.50 W
Nominal voltage	220...240 V
Mains frequency	50...60 Hz
Power factor $\lambda$	> 0.5
Protection class	I
Operating mode	Mains voltage

### Photometrical data

Luminous flux	400 lm
Total luminous flux of contained light sources	500 lm
Luminous efficacy	89 lm/W
Color temperature	3000 K
Light color (designation)	Warm White
Color rendering index Ra	$\geq 80$
Standard deviation of color matching	< 6 sdc <sub>m</sub>

### Dimensions & Weight

Length	105.00 mm
Width	80.00 mm
Height	160.00 mm
Product weight	890.00 g



ENDURA STYLE CUBE WALL 5W  
ST

### Materials & Colors

Product color	Steel
---------------	-------

Housing color	Steel
Body material	Steel
Cover material	Polymethylmethacrylate (PMMA)
Mercury content	0.0 mg

### Application & Mounting

Ambient temperature range	-20...+40 °C
Type of connection	Terminal, 3-Pole (L, N, PE)
Type of protection	IP44
Dimmable	No
Mounting type	Surface
Mounting location	Wall
Application environment	Outdoor
LED module replaceable	Not replaceable
With light source	Yes

### Lifespan

Lifespan L70/B50 at 25 °C	25000 h <sup>1)</sup>
Number of switching cycles	12500

<sup>1)</sup> t[h]: L70 / B50 @ 25 °C (Ta, t[h]; L80 / B10 @ 25 °C (Ta, t[h]; L90 / B10 @ 25 °C (Ta)



### Certificates & Standards



Standards	CE / EAC / UKCA
Luminaire with limited surface temperature, "D sign"	No

### EQUIPMENT / ACCESSORIES

– Complete mounting and connecting accessories included

### DOWNLOAD DATA

Documents and certificates		Document name
	User Instruction	ENDURA STYLE
	Legal information	Legal insert

Documents and certificates	Document name
 Declarations of conformity	ENDURA STYLE CRYSTAL
 Declarations Of Conformity UKCA	Fixed LUM

## LOGISTICAL DATA

Product code	Packaging unit (Pieces/Unit)	Dimensions (length x width x height)	Gross weight	Volume
4058075474178	Folding box 1	117 mm x 107 mm x 184 mm	958.00 g	2.30 dm <sup>3</sup>
4058075474185	Shipping box 6	335 mm x 250 mm x 200 mm	6194.00 g	16.75 dm <sup>3</sup>

The mentioned product code describes the smallest quantity unit which can be ordered. One shipping unit can contain one or more single products. When placing an order, for the quantity please enter single or multiples of a shipping unit.

## DISCLAIMER

Subject to change without notice. Errors and omission excepted. Always make sure to use the most recent release.