

# PRODUCT DATASHEET

## LED Classic P 25 Filament DIM P 2.8W 827 Frosted E14

LED CLASSIC P DIM P | Dimmable LED lamps, mini-ball shape



PERFOR-  
MANCE  
CLASS

### Areas of application

- Perfect for decorative installations
- Domestic applications
- General illumination
- Outdoor use in suitable outdoor luminaires only

### Product benefits

- Design, dimensions, luminous flux comparable to an incandescent lamp
- Lower energy consumption than incandescent or halogen lamps
- Robust against vibrations
- Lamps with innovative LED "filament" technology
- Instant 100 % light, no warm-up time
- Can be easily fitted instead of ordinary light bulbs

### Product features

- Professional LED lamps for line voltage
- Dimmable
- Lifetime: up to 15,000 h
- Beam angle: up to 300°
- Lamp made of glass



- Good color rendering ( $R_a \geq 80$ ) and color stability throughout the life of the lamp

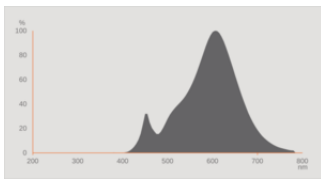
## TECHNICAL DATA

### Electrical data

Nominal wattage	2.8 W
Construction wattage	2.80 W
Nominal voltage	220...240 V
Operating mode	AC Mains
Claimed equiv. conventional lamp power	25 W
Nominal current	13 mA
Type of current	AC
Inrush current	1.2 A
Operating frequency	50/60 Hz
Mains frequency	50/60 Hz
Max. lamp number on MCB B10 A	200
Max. lamp number on MCB B16 A	350
Power factor $\lambda$	> 0.50

### Photometrical data

Luminous flux	250 lm
Nominal useful luminous flux 90°	250 lm
Luminous efficacy	89 lm/W
Lumen main.fact.at end of nom.life time	0.70
Light color (designation)	Warm White
Color temperature	2700 K
Color rendering index Ra	80
Light color	827
Standard deviation of color matching	≤6 sdc <sub>m</sub>
Rated LLMF at 6,000 h	0.80
Flickering metric (Pst LM)	≤1
Stroboscope effect metric (SVM)	≤0.4




EPREL data spectral diagram PROF LEDr 2700K

Light technical data

Beam angle	320 °
Warm-up time (60 %)	< 0.50 s
Starting time	< 0.5 s

Dimensions & Weight



Overall length	78.00 mm
Diameter	45.00 mm
Maximum diameter	45 mm
Product weight	13.00 g

Temperatures & operating conditions

Ambient temperature range	-20...+40 °C
Maximum temperature at tc test point	65 °C

Lifespan

Lifespan L70/B50 at 25 °C	15000 h
Number of switching cycles	100000
Lumen maintenance at end of service lifetime	0.70
Rated lamp survival factor at 6,000 h	≥ 0.90

### Additional product data

Base (standard designation)	E14
Mercury content	0.0 mg
Mercury-free	Yes
Design / version	Clear
Product remark	All technical parameters apply to the entire lamp / Due to the complex production process for light-emitting diodes, the typical values shown for the technical LED parameters are purely statistical values that do not necessarily match the actual technical parameters of each individual product, which can vary from the typical value

### Capabilities

Dimmable	Yes <sup>1)</sup>
----------	-------------------

<sup>1)</sup> Check dimmer compatibility at [ledvance.com/compatibility](https://www.ledvance.com/compatibility)

### Certificates & Standards

Energy efficiency class	F <sup>1)</sup>
Energy consumption	3.00 kWh/1000h
Type of protection	IP20
Standards	CE / EAC
Photobiological safety group acc. to EN62778	RG0

<sup>1)</sup> Energy efficiency class (EEC) on a scale of A (highest efficiency) to G (lowest efficiency)

### Country-specific categorizations

Order reference	LEDCLP25DIM 2.8
-----------------	-----------------

### LOGISTICAL DATA



Temperature range at storage	-20...+40 °C
------------------------------	--------------

### Energy labelling regulation data acc EU 2019/2015

Lighting technology used	LED
Non-directional or directional	NDLS
Mains or non-mains	MLS

Light source cap-type (or other electric interface)	E14
Connected light source (CLS)	No
Color-tuneable light source	No
Envelope	No
High luminance light source	No
Anti-glare shield	No
Correlated colour temperature type	SINGLE_VALUE
Standby power	0 W
Claim of equivalent power	Yes
Length	78.00 mm
Height	45.00 mm
Width	45.00 mm
Chromaticity coordinate x	0.436
Chromaticity coordinate y	0,420
R9 Colour rendering index	0.00
Beam angle correspondence	SPHERE_360
Survival factor	0.90
Displacement factor	≥0.5
LED light source replaces a fluorescent light source	No
EPREL ID	523163
Model number	AC32330

## DOWNLOAD DATA

Documents and certificates		Document name
	Declarations of conformity	LED CLA CLB CLP T26 CL GLOBE125
Photometric and lighting design files		Document name
	Spectral power distribution	EPREL data spectral diagram PROF LEDr 2700K

## LOGISTICAL DATA

Product code	Packaging unit (Pieces/Unit)	Dimensions (length x width x height)	Gross weight	Volume
4099854067662	Folding box 1	46 mm x 46 mm x 93 mm	23.00 g	0.20 dm <sup>3</sup>

Product code	Packaging unit (Pieces/Unit)	Dimensions (length x width x height)	Gross weight	Volume
4099854067679	Shipping box 10	240 mm x 101 mm x 108 mm	288.00 g	2.62 dm <sup>3</sup>

The mentioned product code describes the smallest quantity unit which can be ordered. One shipping unit can contain one or more single products. When placing an order, for the quantity please enter single or multiples of a shipping unit.

## DISCLAIMER

Subject to change without notice. Errors and omission excepted. Always make sure to use the most recent release.