

PRODUCT DATASHEET

Vintage 1906 Globe 140 15 Filament DIM 4.5W 816 Smoke E27

Vintage 1906 LED Big Special Shapes Dimmable | Dimmable LED lamps, vintage edition, big special bulb shape



Areas of application

- Perfect for decorative installations
- Domestic applications
- General illumination
- Outdoor use in suitable outdoor luminaires only

Product benefits

- Lower energy consumption than incandescent or halogen lamps
- Instant 100 % light, no warm-up time
- Can be easily fitted instead of ordinary light bulbs
- Available in various bulb shapes and diameters

Product features

- LED lamps for line voltage
- Lamp made of glass
- Lifetime: up to 15,000 h
- Beam angle: up to 360°
- Dimmable
- Good quality of light; color rendering index $R_a \geq 80$; constant chromaticity
- Can be used directly as luminaire

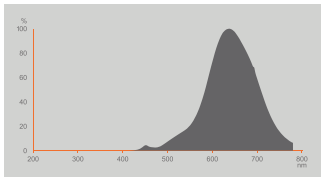


TECHNICAL DATA**Electrical data**

Nominal wattage	4.5 W
Construction wattage	4.50 W
Nominal voltage	220...240 V
Operating mode	AC Mains
Claimed equiv. conventional lamp power	15 W
Nominal current	27 mA
Type of current	AC
Inrush current	0.21 A
Operating frequency	50/60 Hz
Mains frequency	50/60 Hz
Max. lamp number on MCB B10 A	296
Max. lamp number on MCB B16 A	474
Total harmonic distortion	85 %
Power factor λ	> 0.40

Photometrical data

Luminous flux	150 lm
Nominal useful luminous flux 90°	150 lm
Luminous efficacy	33 lm/W
Lumen main.fact.at end of nom.life time	0.93
Light color (designation)	Comfort warm white
Color temperature	1600 K
Color rendering index Ra	80
Light color	816
Standard deviation of color matching	≤9 sdcn
Flickering metric (Pst LM)	≤1
Stroboscope effect metric (SVM)	≤0,4



EPREL Data Spectral Diagram LEDr
_1600K_AC42355

Light technical data

Beam angle	220 °
Warm-up time (60 %)	< 0.50 s
Starting time	< 0.5 s

Dimensions & Weight



Overall length	200.00 mm
Diameter	140.00 mm
Maximum diameter	200 mm
Product weight	180.00 g

Temperatures & operating conditions

Ambient temperature range	-20...+40 °C
Maximum temperature at tc test point	52 °C

Lifespan

Lifespan L70/B50 at 25 °C	15000 h
Number of switching cycles	100000
Lumen maintenance at end of service lifetime	0.93
Rated lamp survival factor at 6,000 h	≥ 0.90

Additional product data

Base (standard designation)	E27
-----------------------------	-----

Mercury content	0.0 mg
Design / version	Clear
Product remark	All technical parameters apply to the entire lamp / Due to the complex production process for light-emitting diodes, the typical values shown for the technical LED parameters are purely statistical values that do not necessarily match the actual technical parameters of each individual product, which can vary from the typical value / Filament-Straight

Capabilities

Dimmable	Yes ¹⁾
----------	-------------------

¹⁾ Check dimmer compatibility at [ledvance.com/compatibility](https://www.ledvance.com/compatibility)

Certificates & Standards

Energy efficiency class	G ¹⁾
Energy consumption	5.00 kWh/1000h
Type of protection	IP20
Standards	CE
Photobiological safety group acc. to EN62778	RG0

¹⁾ Energy efficiency class (EEC) on a scale of A (highest efficiency) to G (lowest efficiency)

Country-specific categorizations

Order reference	1906LG140ED 4,5
-----------------	-----------------

LOGISTICAL DATA


Temperature range at storage	-40...+80 °C
------------------------------	--------------


Energy labelling regulation data acc EU 2019/2015

Lighting technology used	LED
Non-directional or directional	NDLS
Mains or non-mains	MLS
Light source cap-type (or other electric interface)	E27
Connected light source (CLS)	No
Color-tuneable light source	No
Envelope	No
High luminance light source	No
Anti-glare shield	No
Correlated colour temperature type	SINGLE_VALUE

Standby power	0 W
Networked standby power for CLS	not applicable
Claim of equivalent power	Yes
Length	200.00 mm
Height	140.00 mm
Width	140.00 mm
Chromaticity coordinate x	0,527
Chromaticity coordinate y	0,397
R9 Colour rendering index	0.00
Beam angle correspondence	SPHERE_360
Survival factor	0,9
Displacement factor	≥0,72
LED light source replaces a fluorescent light source	No
EPREL ID	1212436
Model number	AC42355

DOWNLOAD DATA

Documents and certificates		Document name
	Declarations of conformity	LED lamp

Photometric and lighting design files		Document name
	Spectral power distribution	EPREL Data Spectral Diagram LEDr _1600K_AC42355

LOGISTICAL DATA

Product code	Packaging unit (Pieces/Unit)	Dimensions (length x width x height)	Gross weight	Volume
4058075760974	Folding box 1	165 mm x 165 mm x 315 mm	330.00 g	8.58 dm ³
4058075760981	Shipping box 4	344 mm x 344 mm x 343 mm	1908.00 g	40.59 dm ³

The mentioned product code describes the smallest quantity unit which can be ordered. One shipping unit can contain one or more single products. When placing an order, for the quantity please enter single or multiples of a shipping unit.

DISCLAIMER

Subject to change without notice. Errors and omission excepted. Always make sure to use the most recent release.