

PRODUCT DATASHEET

LED Classic A 40 Energy efficiency class A 2.2W 840 Frosted E27

LED LAMPS ENERGY CLASS A ENERGY EFFICIENCY FILAMENT CLASSIC A | LED lamps, classic bulb shape, ENERGY EFFICIENCY CLASS A



Areas of application

- Perfect for decorative installations
- Domestic applications
- General illumination
- Outdoor use in suitable outdoor luminaires only

Product benefits

- Lamps with innovative LED "filament" technology
- Design, dimensions, luminous flux comparable to a halogen lamp
- Low energy consumption
- Instant 100 % light, no warm-up time
- Low flickering

Product features

- LED lamps for line voltage
- Beam angle: up to 300°
- Very long lifetime of up to 50,000 h
- Very high number of switching cycles: 500,000
- Luminous efficacy: up to 210 lm/W

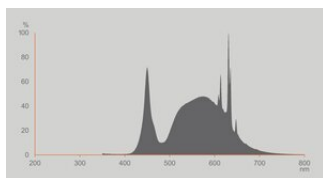


TECHNICAL DATA**Electrical data**

Nominal wattage	2.2 W
Construction wattage	2.20 W
Nominal voltage	220...240 V
Operating mode	AC Mains
Claimed equiv. conventional lamp power	40 W
Nominal current	30 mA
Type of current	AC
Inrush current	0.5 A
Operating frequency	50/60 Hz
Mains frequency	50/60 Hz
Max. lamp number on MCB B10 A	266
Max. lamp number on MCB B16 A	426
Total harmonic distortion	110 %
Power factor λ	0.40

Photometrical data

Luminous intensity	Not relevant
Luminous flux	470 lm
Luminous efficacy	213 lm/W
Lumen main.fact.at end of nom.life time	0.93
Light color (designation)	Cool White
Color temperature	4000 K
Color rendering index Ra	80
Light color	840
Standard deviation of color matching	≤ 6 sdcn
Rated LLMF at 6,000 h	0.80
Flickering metric (Pst LM)	≤ 1
Stroboscope effect metric (SVM)	≤ 0.4



Spectral diagram classic A EELA
4000K

Light technical data

Beam angle	320 °
Warm-up time (60 %)	< 0.50 s
Starting time	0.5 s

Dimensions & Weight

Overall length	105.00 mm
Diameter	60.00 mm
Maximum diameter	60 mm
Product weight	35.00 g

Temperatures & operating conditions

Ambient temperature range	-20...+40 °C
Maximum temperature at tc test point	42 °C

Lifespan

Lifespan L70/B50 at 25 °C	50000 h
Number of switching cycles	500000
Lumen maintenance at end of service lifetime	0.93
Rated lamp survival factor at 6,000 h	≥ 0.90

Additional product data

Base (standard designation)	E27
Mercury content	0.0 mg

Mercury-free	Yes
Design / version	Frosted
Product remark	All technical parameters apply to the entire lamp / Due to the complex production process for light-emitting diodes, the typical values shown for the technical LED parameters are purely statistical values that do not necessarily match the actual technical parameters of each individual product, which can vary from the typical value

Capabilities

Dimmable	No
----------	----

Certificates & Standards

Energy efficiency class	A ¹⁾
Energy consumption	3.00 kWh/1000h
Type of protection	IP20
Standards	CE
Photobiological safety group acc. to EN62778	RG1

¹⁾ Energy efficiency class (EEC) on a scale of A (highest efficiency) to G (lowest efficiency)

Country-specific categorizations

Order reference	LSSPCLA40 2,2W/
-----------------	-----------------

LOGISTICAL DATA




Temperature range at storage	-20...+80 °C
------------------------------	--------------

Energy labelling regulation data acc EU 2019/2015

Lighting technology used	LED
Non-directional or directional	NDLS
Mains or non-mains	MLS
Light source cap-type (or other electric interface)	E27
Connected light source (CLS)	No
Color-tuneable light source	No
Envelope	No
High luminance light source	No
Anti-glare shield	No
Correlated colour temperature type	SINGLE_VALUE
Claim of equivalent power	Yes
Length	105.00 mm

Height	60.00 mm
Width	60.00 mm
Chromaticity coordinate x	0.382
Chromaticity coordinate y	0.380
R9 Colour rendering index	>0
Beam angle correspondence	SPHERE_360
Survival factor	0.9
Displacement factor	0.5
LED light source replaces a fluorescent light source	No
EPREL ID	1508758
Model number	AC50568

DOWNLOAD DATA

Documents and certificates		Document name
	Declarations of conformity	LED CLASSIC
	Declarations Of Conformity UKCA	LED CLASSICK
Photometric and lighting design files		Document name
	Spectral power distribution	Spectral diagram classic A EELA 4000K

LOGISTICAL DATA

Product code	Packaging unit (Pieces/Unit)	Dimensions (length x width x height)	Gross weight	Volume
4099854115417	Folding box 1	60 mm x 60 mm x 145 mm	50.00 g	0.52 dm ³
4099854115424	Shipping box 6	202 mm x 134 mm x 120 mm	389.00 g	3.25 dm ³

The mentioned product code describes the smallest quantity unit which can be ordered. One shipping unit can contain one or more single products. When placing an order, for the quantity please enter single or multiples of a shipping unit.

DISCLAIMER

Subject to change without notice. Errors and omission excepted. Always make sure to use the most recent release.