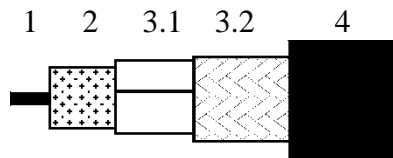
	<b>TECHNICAL DATA SHEET</b>	code	<b>H1000C1</b>
		version	<b>5</b>
		date	<b>2008-10-20</b>
	<b>COAX H1000 PE</b>	page	<b>1/2</b>

## APPLICATION

Coaxial cables used for Radio-frequency designed according the International Standard IEC 1196.

## CONSTRUCTION




1	Inner conductor	Solid soft annealed copper
2	Dielectric	Gas injected PE
3.1	Foil	Copper-polyester
3.2	Braid	Annealed copper
4	Sheath	PE according the European Standard HD 624.

## REQUIREMENTS AND TEST METHODS

Test methods in accordance with International Standard IEC 1196.

### Mechanical characteristics

1. Inner conductor:		
Diameter:		2.62 mm ± 0.03 mm
2. Dielectric:		
Diameter:		7.15 mm ± 0.2 mm
Centricity:		≥ 0.85
Adhesion:		41 – 410 N at 50 mm
3. Outer conductor:		
Diameter screen:		7.8 mm ± 0.25 mm
Foil overlap:		≥ 2 mm
Coverage braid:		49 % ± 5 %
4. Sheath:		
Diameter:		10.3 mm ± 0.3 mm
Tensile strength:		≥ 10 N/mm <sup>2</sup>
Elongation at break:		≥ 300 %
5. Cable:		
Crush resistance of cable:		< 1% (load of 700N)
Storage/operating temperature:		-60°C to +70°C
Minimum installation temperature:		-5 °C
Minimum static bend radius:		100 mm

	<b>TECHNICAL DATA SHEET</b>	code	<b>H1000C1</b>
		version	<b>5</b>
		date	<b>2008-10-20</b>
	<b>COAX H1000 PE</b>	page	<b>2/2</b>

**Electrical characteristics**

Mean characteristic impedance:	$50 \pm 2 \Omega$
Regularity of impedance:	$> 46 \text{ dB}$
DC loop resistance:	$\leq 15.5 \Omega/\text{km}$
DC resistance inner conductor:	$\leq 3.5 \Omega/\text{km}$
DC resistance outer conductor:	$\leq 12.0 \Omega/\text{km}$
Capacitance:	$80 \text{ pF/m} \pm 3 \text{ pF/m}$
Velocity ratio:	$0.83 \pm 0.02$
Insulation resistance:	$> 10^4 \text{ M}\Omega.\text{km}$
Voltage test of dielectric:	3 kVdc
Screening efficiency 30-1000 MHz:	$\geq 90 \text{ dB}$

Attenuation at	Nominal	Attenuation at	Nominal
5 MHz:	0.8 dB/100m	1000 MHz:	14.0 dB/100m
50 MHz:	2.8 dB/100m	1350 MHz:	16.7 dB/100m
100 MHz:	4.0 dB/100m	1750 MHz:	19.5 dB/100m
200 MHz:	5.7 dB/100m	2150 MHz:	22.1 dB/100m
400 MHz:	8.4 dB/100m	2400 MHz:	23.6 dB/100m
600 MHz:	10.5 dB/100m	5000 MHz:	37.4 dB/100m
800 MHz:	12.3 dB/100m	10000 MHz:	59.3 dB/100m


Maximum attenuation is 10% higher.

**REVISIONS**

#	Description	Date	Initials
4	Operating temperature changed from -40C to -60C	12-08-2008	PBo
5	Changed Cu foil into CuPET foil	20-10-2008	PBo



Belden declares this product to be in compliance with the environmental regulations EU RoHS (Directive 2002/95/EC, 27 January 2003); this is valid for all material produced after the RoHS compliant date for this product.

	<b>TECHNICAL DATA SHEET</b>	code	<b>H1000C1</b>
		version	<b>5</b>
		date	<b>2008-10-20</b>
	<b>COAX H1000 PE</b>	page	<b>3/2</b>