

00008854	DATA SHEET	
Valid from: 23.05.2022	EPIC® SIGNAL R 3.0 F PG16	

Description

- Circular connectors with solder termination
- 21-pin and 26-pin
- highest contact density at small space requirements
- Connector in solder version for easy maintenance



General Characteristics

Series	SIGNAL R 3.0 F
Number of contacts	21-pin / 26-pin
Pin configuration	Male E-part / Female P-part
Coding	N
Rated voltage (V)	24V AC / 60VDC
Rated impulse voltage	1,5 kV
Rated current (A)	7,5 A
Contact resistance	< 3 mOhm
Contacts	Copper alloy, gold plated
Termination methods	Solder termination: up to 1.0 mm ²
Cable clamping range	6,5-16
Protection	IP 67 (maximum, dependant on cable gland used)
Cycle of mechanical operation	500
Temperature range	-40°C to +100°C, short-term up to +125°C

Materials and Surfaces

Housing	Nickel plated copper alloy
Insert	Thermoplastic
Sealing	Chloroprene Rubber

Versions

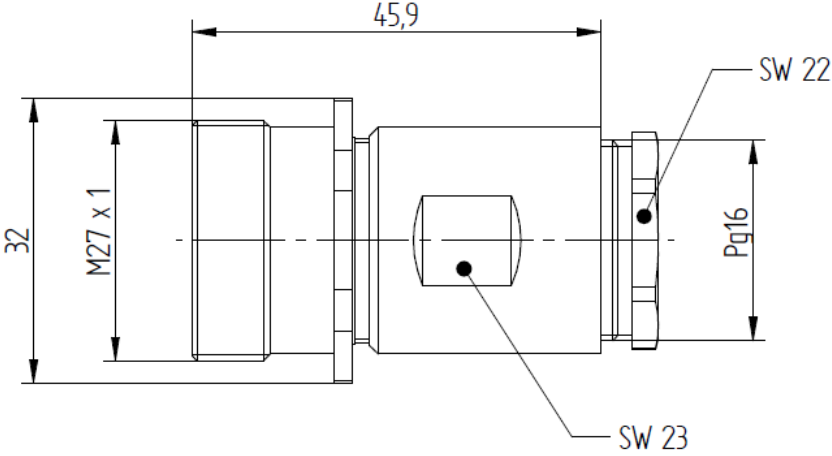
Article number	Article description	Version	Contacts	Pin configuration	Clamping range	Coding
00008854	EPIC® SIGNAL R 3.0 F PG 16	male	1 - 21	E-Part	6,5 - 16 mm	N
00008822	EPIC® SIGNAL R 3.0 F PG 16	male	1 - 26	E-Part	6,5 - 16 mm	N
00008779	EPIC® SIGNAL R 3.0 F PG 16	female	1 - 21	P-Part	6,5 - 16 mm	N
00008979	EPIC® SIGNAL R 3.0 F PG 16	female	1 - 26	P-Part	6,5 - 16 mm	N

Creator: FICE1/PDP Released: VACH1/PDP	Document: DB00008854EN Version: 02	Page 1 of 3
---	---------------------------------------	-------------

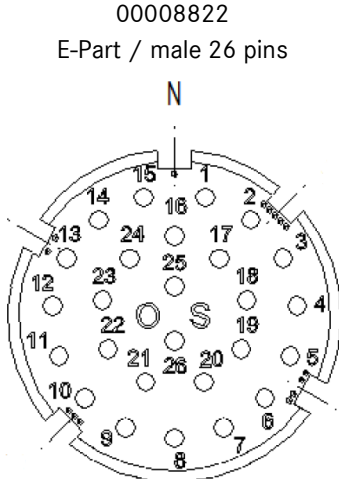
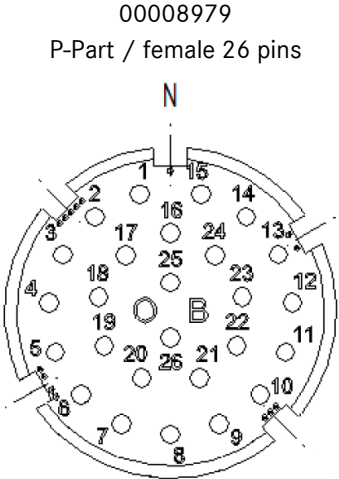
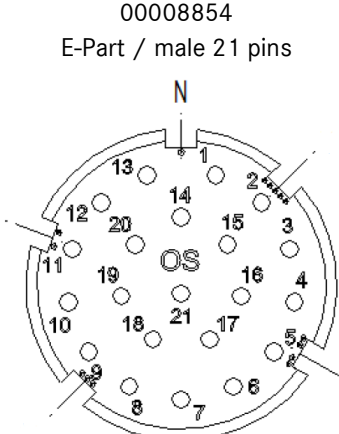
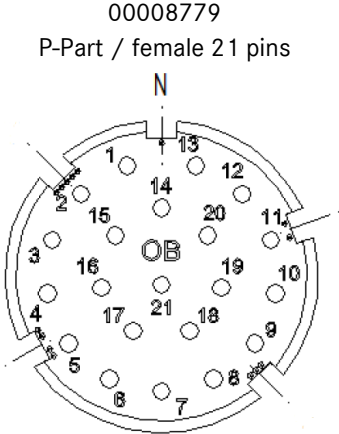
00008854	DATA SHEET	
Valid from: 23.05.2022	EPIC® SIGNAL R 3.0 F PG16	

Technical Drawings

Housing




Inserts (plug-side view)



00008854	DATA SHEET	
Valid from: 23.05.2022	EPIC® SIGNAL R 3.0 F PG16	



Corrosion-resistant



Industrial machinery and plant engineering



Mechanical resistance



Space requirement

Application range

Machine and equipment manufacturing
Measurement and control technology

Remark

Photographs are not to scale and do not represent detailed images of the respective products.

Creator: FICE1/PDP Released: VACH1/PDP	Document: DB00008854EN Version: 02	Page 3 of 3
---	---------------------------------------	-------------