


10107000	DATA SHEET	
Valid from: 17.09.2018	EPIC® H-B 24 SDR-BO	

Description

- Ideal for many applications due to a wide range of housings and inserts



General Characteristics

Series	H-B 24
Version	Surface mount base PG21
Protection cover	Yes
Locking	Bolts for double lever
Cable entry	1
Protection (DIN EN 60529)	IP 65 (latched) IP 40 (cover closed)
Protection (NEMA 250, UL50E)	4, 12 (latched)
Temperature Range	-40°C to +100°C, short term up to +125°C

Materials and Surfaces

Housing	Aluminium alloy, powder-coated, grey
Cover	Zinc alloy, powder-coated, grey
Bolt	Zinc plated steel
Sealing	NBR


Approvals

VDE-Approval, VDE-REG.-Nr.	B437
----------------------------	------

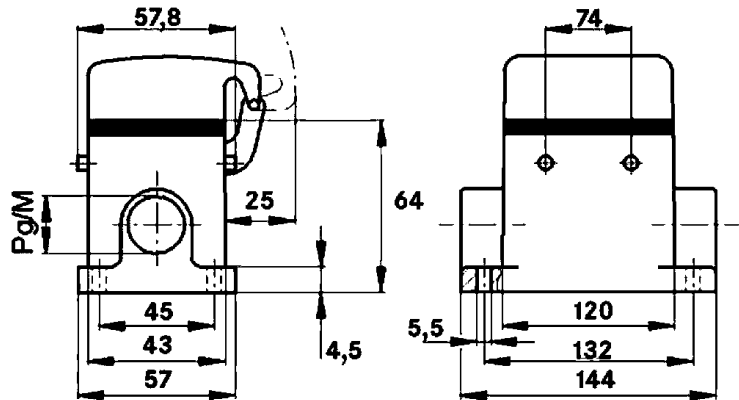
Standard

Safety Standard	IEC 61984
-----------------	-----------

Creator: MANA2/PDP Released: IVSE1/PDP	Document: DB10107000EN Version: 02	Page 1 of 2
---	---------------------------------------	-------------

10107000	DATA SHEET	
Valid from: 17.09.2018	EPIC® H-B 24 SDR-BO	

Technical Drawings



Automation



Industrial machinery and plant engineering



Mechanical resistance



Robust



Waterproof

Info

Universal, robust metal housings size H-B 24

Application range

Plant engineering
Light & sound technology
Plastics industry

Remark

Photographs are not to scale and do not represent detailed images of the respective products.

Creator: MANA2/PDP Released: IVSE1/PDP	Document: DB10107000EN Version: 02	Page 2 of 2
---	---------------------------------------	-------------