



10400100	DATA SHEET	
Valid from: 17.09.2018	EPIC® H-BE 10 SF / H-BE 10 BF CAGE CLAMP	

Description

- Standard inserts with screw termination, crimp termination, cage clamp termination and Push-In termination
- The EPIC® H-BE series is suitable for applications that require a reliable connection when working with high voltages and currents



General Characteristics

Series	H-BE 10
Version	Male/Female(Article 10401100)
Wire Protection	No
Number of Contacts	10 + PE
Termination Methods	Cage clamp termination: 0.5 - 2.5 mm ²
Temperature Range	-40°C to +100°C, short-term up to +125°C

Mechanical Characteristics

Cycle of mechanical operation	100
-------------------------------	-----

Electrical Characteristics

Rated Voltage, IEC	500 V
Rated Voltage, UL	600 V
Rated Voltage, CSA	600 V
Rated Impulse Voltage	6 kV
Rated Current, IEC	16 A
Rated Current, UL	16 A
Rated Current, CSA	16 A
Contact Resistance	1,5-4 mOhm
Degree of Soiling	3

Materials and Surfaces

Contacts	Copper alloy, hard silver-plated
Insulating Body	PC
Flammability Class according to UL 94	V0

Approvals

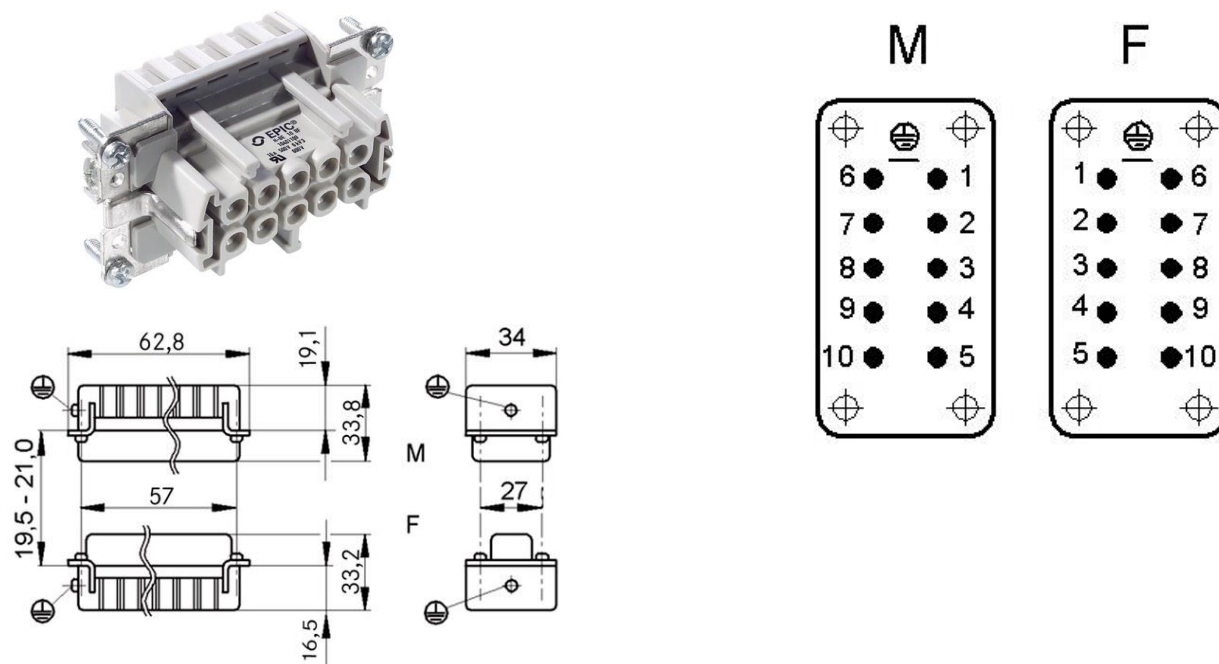
UL-Approval, E-File-Number	E75770
----------------------------	--------

Standard

Safety Standard	IEC 61984, UL 1977
-----------------	--------------------

Creator: MANA2/PDP Released: IVSE1/PDP	Document: DB10400100EN Version: 01	Page 1 of 2
---	---------------------------------------	-------------

Technical Drawings



Industrial machinery and plant engineering



Assembly time



Robust



Temperature- resistant

Info

Multifunctional insert for versatile applications
Screw, crimp, cage clamp and Push-In version - freely combinable

Application range

Mechanical engineering
Light & sound technology
Plastics industry

Remark

Photographs are not to scale and do not represent detailed images of the respective products.