


10400000	<b>DATA SHEET</b>	
Valid from: 17.09.2018	<b>EPIC® H-BE 6 SF / H-BE 6 BF CAGE CLAMP</b>	

## Description

- Standard inserts with screw termination, crimp termination, cage clamp termination and Push-In termination
- The EPIC® H-BE series is suitable for applications that require a reliable connection when working with high voltages and currents

## General Characteristics

Series	H-BE 6
Version	Male/Female(Article 10401000)
Wire Protection	No
Number of Contacts	6 + PE
Termination Methods	Cage clamp termination: 0.5 – 2.5 mm <sup>2</sup>
Temperature Range	-40°C to +100°C, short-term up to +125°C



## Mechanical Characteristics

Cycle of mechanical operation	100
-------------------------------	-----

## Electrical Characteristics

Rated Voltage, IEC	500 V
Rated Voltage, UL	600 V
Rated Voltage, CSA	600 V
Rated Impulse Voltage	6 kV
Rated Current, IEC	16 A
Rated Current, UL	16 A
Rated Current, CSA	16 A
Contact Resistance	1,5-4 mOhm
Degree of Soiling	3

## Materials and Surfaces

Contacts	Copper alloy, hard silver-plated
Insulating Body	PC
Flammability Class according to UL 94	V0


## Approvals

UL-Approval, E-File-Number	E75770
----------------------------	--------

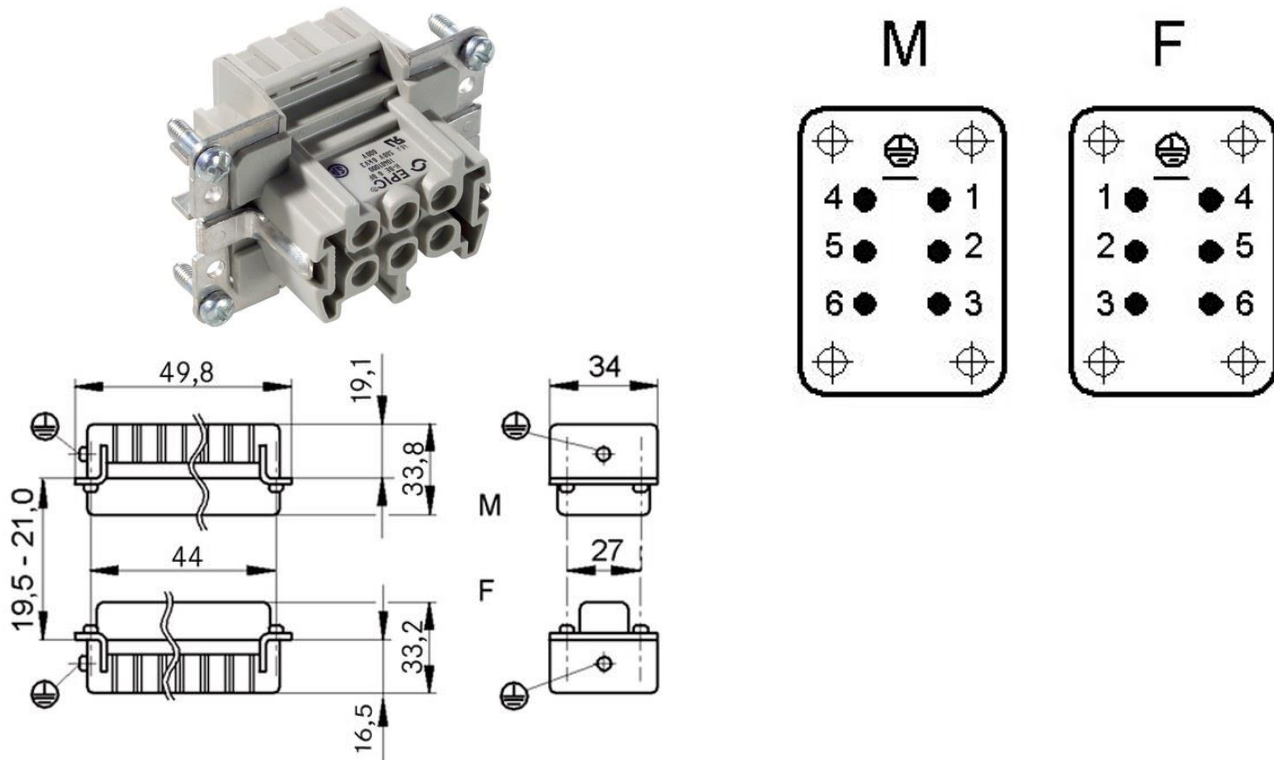
## Standard

Safety Standard	IEC 61984, UL 1977
-----------------	--------------------

Creator: MANA2/PDP Released: IVSE1/PDP	Document: DB10400000EN Version: 01	Page 1 of 2
---	---------------------------------------	-------------

10400000	<b>DATA SHEET</b>	
Valid from: 17.09.2018	<b>EPIC® H-BE 6 SF / H-BE 6 BF CAGE CLAMP</b>	

### Technical Drawings



Industrial machinery and plant engineering



Assembly time



Robust



Temperature- resistant

### Info

Multifunctional insert for versatile applications  
Screw, crimp, cage clamp and Push-In version - freely combinable

### Application range

Mechanical engineering  
Light & sound technology  
Plastics industry

### Remark

Photographs are not to scale and do not represent detailed images of the respective products.

Creator: MANA2/PDP Released: IVSE1/PDP	Document: DB10400000EN Version: 01	Page 2 of 2
---	---------------------------------------	-------------