


2171049	DATA SHEET	
Valid from: 17.09.2018	IE-PNC-5-M12D-S-(L*)-P-2-22-FD-M12D-S	

Product description

Industrial Ethernet Patchcord, Profinet Type C, Cat.5, straight plug M12 on straight plug M12, D-coded, PUR, for drag chain



This datasheet is also valid for other lengths configurations. Other lengths configurations on request

Product variations

Article number	Article description	Length (L*) [m]
2171049	IE-PNC-5-M12D-S-1-P-2-22-FD-M12D-S	1
2171050	IE-PNC-5-M12D-S-2-P-2-22-FD-M12D-S	2
2171051	IE-PNC-5-M12D-S-3-P-2-22-FD-M12D-S	3
2171052	IE-PNC-5-M12D-S-5-P-2-22-FD-M12D-S	5
2171053	IE-PNC-5-M12D-S-10-P-2-22-FD-M12D-S	10
2171054	IE-PNC-5-M12D-S-20-P-2-22-FD-M12D-S	20


General properties, Patchcord

Outer diameter, cable	6.5 mm
Number of cores	4
Outer sheath	PUR
Outer sheath, color	green similar to RAL 6018
Mating cycles, M12 connector	100
Screening	SF/UTP

General properties, cable

LAPP-Article number of cable	2170894
LAPP-Description of cable	ETHERLINE FD P FC Cat. 5
Conductor, outer diameter	ca. 0.75 mm
Conductor, material	tinned copper, fine-wire stranded
Insulation, outer diameter	ca. 1.5 mm
Insulation, material	PE
Core identification code	acc. to IEC 708-1: white, yellow, blue, orange
Stranding	star quad
Wrapping	plastic tape plastic laminated aluminum foil
Screening	on top: braid of copper wire tinned wire, coverage ca. 85%

Creator: MANA2/PDP Released: IVSE1/PDP	Document: DB2171049EN Version: 05	Page 1 of 3
---	--------------------------------------	-------------

2171049	DATA SHEET	
Valid from: 17.09.2018	IE-PNC-5-M12D-S-(L*)-P-2-22-FD-M12D-S	

Electrical properties, cable at 20°C

Resistance (loop)	≤ 120 Ω/km
Insulation material, specific electrical resistance	≥ 0.5 GΩ*km
Characteristic impedance (1 MHz to 100 MHz)	100 Ω ± 15 Ω
Signal propagation time	< 5.3 ns/m
Test voltage (rms 50 Hz, 1 min.), core-core	700 V
Test voltage (rms 50 Hz, 1 min.), core-screening	700 V

Mechanical and thermal properties, cable

Minimum bending radius, during laying	8 x cable diameter
Minimum bending radius, fixed installation	5 x cable diameter
Permissible temperature range, during laying	-20 °C to +60 °C
Permissible temperature range, fixed installation	-30 °C to +70 °C
Sunlight resistance	sunlight resistant acc. to UL 1581 Sec. 1200
Flame propagation	flame retardant acc. to UL 1581 (VW-1)
Halogen free	halogen free acc. to VDE 0472-815
General requirements	Dangerous and forbidden substance acc. to RoHS directive (2002/95/EG) are not allowed to the manufacturing

General properties, M12 connector

Coding	D
Protection degree	IP67/IP69 locked connector
Rated voltage max.	250 V
Rated current at 40 °C	4 A
Ambient temperature	-30 °C to +90 °C
Insulation resistance	≥ 10 ⁸ Ω
Locking nut with vibration protection	Yes
Tightening torque	1.0 Nm

Materials, M12 connector

Contacts, base material	CuZn
Contacts, surface	Au
Grip body	TPU
Locking nut, base material	CuZn


Standards

Product standard, M12 connector	DIN EN 61076-2-101
---------------------------------	--------------------

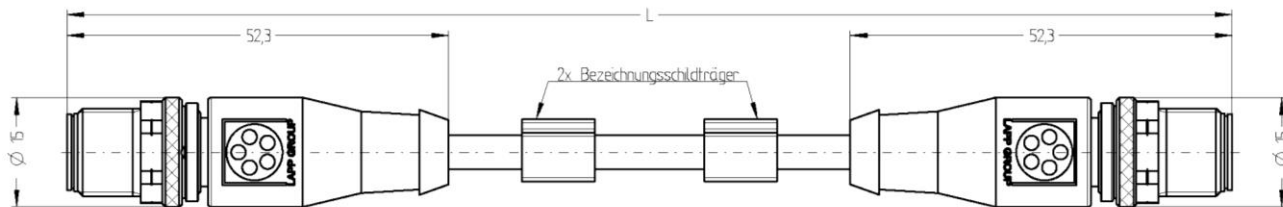
Approvals

UL-listed, E-File	E249137
-------------------	---------

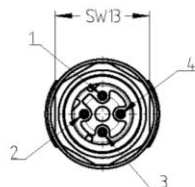
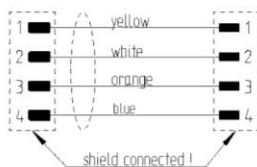
Creator: MANA2/PDP Released: IVSE1/PDP	Document: DB2171049EN Version: 05	Page 2 of 3
---	--------------------------------------	-------------

2171049	DATA SHEET	
Valid from: 17.09.2018	IE-PNC-5-M12D-S-(L*)-P-2-22-FD-M12D-S	

Drawings



Contact Configuration



Application range

Automation, industrial machinery and plant engineering

Note

Photographs are not true to scale and do not represent detailed images of the respective products.

Creator: MANA2/PDP Released: IVSE1/PDP	Document: DB2171049EN Version: 05	Page 3 of 3
---	--------------------------------------	-------------