


22260847	DATA SHEET	
Valid from: 12.09.2019	AB-C3-M8MS-(L*)PVC	

Product description

Sensor/actuator cable, 3-pos., PVC black, straight plug
M8 on free conductor end.



Product variations

Article number	Article description	Length (L*) [m]
22260847	AB-C3-M8MS-2,0PVC	2
22260665	AB-C3-M8MS-5,0PVC	5
22260848	AB-C3-M8MS-10,0PVC	10

This datasheet is also valid for other length configurations. Other lengths upon request.

M8 connector


General properties

Coding	A
Protection degree	IP65/IP67/IP68
Number of contacts	3
Ambient temperature	-25 °C to +90 °C (-13 °F to +194 °F)
Rated voltage	60 V
Rated current	4 A
Insulation resistance	≥ 100 MΩ
Contact resistance	≤ 5 mΩ
Overvoltage category	II
Pollution degree	3
Tightening torque	0.2 Nm
Mating cycles	100

Materials

Contact carrier	TPU GF
Contact carrier, inflammability class acc. to UL 94	HB
Material, contacts	CuSn
Contact surface	Ni/Au
Material, grip body	TPU
Material, knurl	zinc die-cast, nickel-plated
Material, sealing	NBR

Creator: MANA2/PDP Released: IVSE1/PDP	Document: DB22260847EN Version: 06	Page 1 of 3
-------------------------------------------	---------------------------------------	-------------

22260847	DATA SHEET	
Valid from: 12.09.2019	AB-C3-M8MS-(L*)PVC	


Cable

Signal line, construction	14 x 0.15 mm
Signal line, AWG	24
Conductor, material	stranded of bare copper wire
Conductor, cross-section	0.25 mm ²
Number of cores	3
Core identification code	brown (1), blue (3), black (4)
Outer diameter, core insulation	1.17 mm
Core insulation, material	PVC
Outer sheath	PVC
Outer sheath, colour	black similar to RAL 9005
Outer diameter, cable	4.2 mm
Ambient temperature, fixed installation	-40 °C to +80 °C (-40 °F to +176 °F)
Ambient temperature, flexing	-25 °C to +80 °C (-13 °F to +176 °F)
Nominal voltage	≤ 300 V
Test voltage	≥ 3000 V
Flame retardance	flame retardant acc. to UL-Style 2464

Standards/Approvals

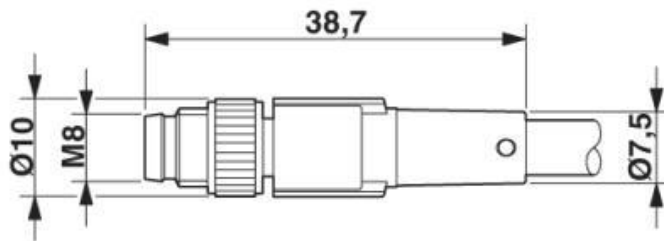
Product standard, M8 connector	IEC 61076-2-104
UL-listed, E-File	E249137

Creator: MANA2/PDP Released: IVSE1/PDP	Document: DB22260847EN Version: 06	Page 2 of 3
-------------------------------------------	---------------------------------------	-------------


22260847	DATA SHEET	
Valid from: 12.09.2019	AB-C3-M8MS-(L*)PVC	

Drawings

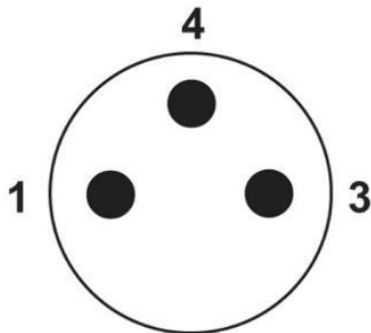
Dimensioned drawing, M8 connector



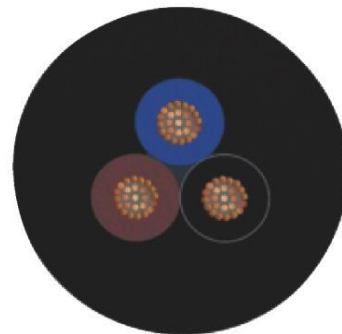
Wiring diagram



Pin assignment



Cable



Core identification code: brown (1), blue (3), black (4)

Application range

For medium mechanical stress in dry conditions

Note

Photographs are not true to scale and do not represent detailed images of the respective products.

Creator: MANA2/PDP Released: IVSE1/PDP	Document: DB22260847EN Version: 06	Page 3 of 3
-------------------------------------------	---------------------------------------	-------------