


22260770	DATA SHEET	
Valid from: 17.09.2018	AB-PB-(L*)PUR-M12FS	

Description

- Bus system cable, 2-pins, shielded, PUR halogen-free, violet RAL 4001
- PROFIBUS 12 Mbit/s
- Straight M12-jack on free conductor end



General characteristics

Fieldbus	PROFIBUS
Number of pins	2
Ambient temperature (operation)	-25°C to +90°C (-13°F to 194°F) (connector) -40°C to +80°C (-40°F to 176°F) (cable fixed installation) -30°C to +80°C (-22°F to 176°F) (cable flexible) ≤ +70 °C (158 °F) (dragchain)
Degree of protection	IP 65 / IP 67
Coding	B-inverse
Torque	0.4 Nm (M12-connector)
Length of free conductor end	50 mm

Variation

Material	Description	Length (L*) [m]	Configuration
22260770	AB-PB-2,0PUR-M12FS	2	straight
22260771	AB-PB-5,0PUR-M12FS	5	straight
22260772	AB-PB-10,0PUR-M12FS	10	straight

Electrical properties

Rated voltage	250 V
Rated current at 40 °C	4 A
Overvoltage category	II
Pollution degree	3
Characteristic impedance, line	150 Ω ± 10 % (3 MHz ... 20MHz)

Connector pin assignment


Pol = wire colour (Signal) = Pol (optional)	2 (jack) = GN (A-line) 4 (jack) = RD (B-line)
---	--

Mechanical properties

Jack

Contact	CuSn
Contact surface	Ni / Au
Contact carrier	TPU GF
Knurl	Zinc diecasting, nickel-plated
Handle	TPU
Seal	NBR

Creator: ERTC1/PDP Released: IVSE1/PDP	Document: DB22260770EN Version: 03	Page 1 of 2
---	---------------------------------------	-------------

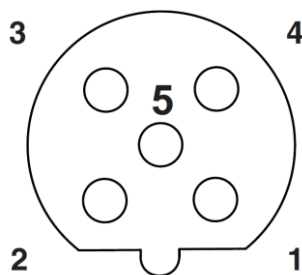
22260770	DATA SHEET	
Valid from: 17.09.2018	AB-PB-(L*)PUR-M12FS	

Line

Cable construction	2x AWG24/19
Conductor diameter including insulation	2.55 mm ±0.07 mm
Cable outer diameter	7.8 mm ±0.2 mm
Core identification	red, green
Sheath colour	violet, similar to RAL 4001
Shielding	Plastic Laminated alufoil, braid of tinned copper wires
Bending radius	80 mm
Number of bending cycle	5000000
Traveling distance	4,5 m
Travel speed	3 m/s
Acceleration	3 m/s ²
Cable weight	90 kg/km
Outer coating, material	PUR
Wire insulation, material	Foam-Skin PP
Flame resistance	UL 1581, Sec. 1060 (FT-1) IEC 60332-1-2
Halogen-free	acc. to DIN VDE 0472 part 815 acc. to IEC 60754-1

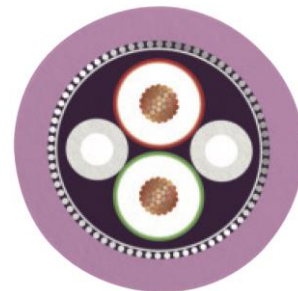
Technical drawing

Drawing

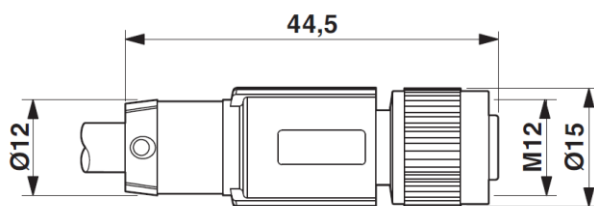


M12-jack, 5 pol, B-coding

Wire cross section

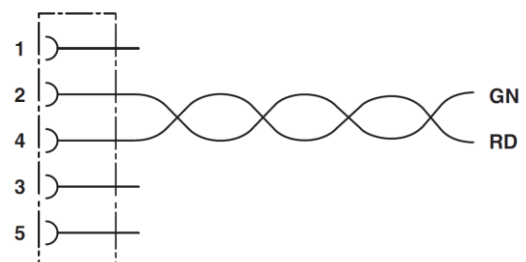


Dimensional drawing



M12x1-jack, straight, shielded

Circuit diagram



Contact assignment M12-jack

Application range

Automation, industrial machinery and plant engineering

Note

Photographs are not true to scale and do not represent detailed images of the respective products.

Creator: ERTC1/PDP Released: IVSE1/PDP	Document: DB22260770EN Version: 03	Page 2 of 2
---	---------------------------------------	-------------