


22260613	DATA SHEET	
Valid from: 17.09.2018	AB-C14-5,0PUR-M16FA	

Description

- Sensor / actuator trunk cable
- Appropriate for sensor/actuator distribution box, for up to 10 slots, slot connector M8-jack
- M16 plug connection on free conductor end



General characteristics

Connection method	M16 plug connection
Number of pins	14
Ambient temperature	-25 to +90 °C (-13°F to 194°F) (connector) -40 to +90 °C (-40°F to 194°F) (cable fixed installation) -5 to +80 °C (23°F to 176°F) (cable flexible)
Degree of protection	IP67

Variation

Material	Description	Length	Configuration
22260613	AB-C14-5,0PUR-M16FA	5 m	angled
22260614	AB-C14-10,0PUR-M16FA	10 m	angled

Electrical properties

Rated voltage	125 V AC 150 V DC
---------------	----------------------

Mechanical properties


Jack

Housing	PUR
Contact	Cu-alloy
Contact surface	Gold-plated
Contact carrier	TPU
Bush	Cu-alloy
Bush surface	Nickel-plated
Seal	NBR

Line

Cable construction	10xAWG22/42 (dataline) 2xAWG18/96 (power supply)
External diameter	9.1 mm
Bending radius	100 mm
Number of bending cycle	1500000
Traveling distance	2 m
Travel speed	2 m/s
Outer coating, material	PUR/PVC black

Creator: ERTC1/PDP Released: IVSE1/PDP	Document: DB22260613EN Version: 03	Page 1 of 2
---	---------------------------------------	-------------

22260613	DATA SHEET	
Valid from: 17.09.2018	AB-C14-5,0PUR-M16FA	

Connector pin assignment

Slot / pol = pin = colour of conductor


- 1 / 4 (A) = P = WH
- 2 / 4 (A) = J = GN
- 3 / 4 (A) = T = YE
- 4 / 4 (A) = S = GY
- 5 / 4 (A) = G = PK
- 6 / 4 (A) = R = RD
- 7 / 4 (A) = E = BK
- 8 / 4 (A) = O = VT
- 9 / 4 (A) = C = WH/PK
- 10 / 4 (A) = N = PK/BN
- 1-10 / 1 (+120 V) = A+M = BN
- 1-10 / 3 (0 V) = L+U = BU

Technical drawing

Wire cross section



Circuit diagram



Pin assignment M16 jack

Application range

Automation, industrial machinery and plant engineering

Note

Photographs are not true to scale and do not represent detailed images of the respective products.

Creator: ERTC1/PDP Released: IVSE1/PDP	Document: DB22260613EN Version: 03	Page 2 of 2
---	---------------------------------------	-------------