


22260566	<b>DATA SHEET</b>	
Valid from: 18.11.2019	<b>AB-C3-M12MS-0,3PUR-C-1L-S</b>	

## Description

- Sensor/actuator cable with LED, PUR/PVC
- Connector straight M12, A-coded, 3-pol
- Connected with Z-diode



## General characteristics

Connector	M12-plug, A-coded
Number of pins	3
Ambient temperature	-25 to +90 °C (-13°F to 194°F) (connector) -20 to +80 °C (-4°F to 176°F) (valve plug)
Degree of protection	IP 67

## Variation

Article	Description	Length [m]
22260566	AB-C3-M12MS-0.3PUR-C-1L-S	0.3
22260567	AB-C3-M12MS-0.6PUR-C-1L-S	0.6
22260568	AB-C3-M12MS-1.0PUR-C-1L-S	1.0
22260569	AB-C3-M12MS-2.0PUR-C-1L-S	2.0

### Additional note

This datasheet is also valid for other length configurations. Other lengths upon request.

## Electrical properties


Rated voltage	24 V
Rated current at 40 °C	4 A
Overvoltage category	II
Pollution degree	3

## Mechanical properties

### Plug

Inflammability class according to UL 94	HB
Contact	CuSn
Contact surface	Ni / Au
Contact carrier	TPU GF
Handle body	TPU, hardly flammable, self-extinguishing
Contact valve plug	CuSn
Contact surface valve plug	Ag
Contact insert valve plug	PBT
Housing valve plug	PBT
Knurl	Zinc diecasting, nickel-plated
Seal	TPU (flat sealing valve plug)

Creator: ERTC1/PDP Released: IVSE1/PDP	Document: DB22260566EN Version: 06	Page 1 of 2
---	---------------------------------------	-------------

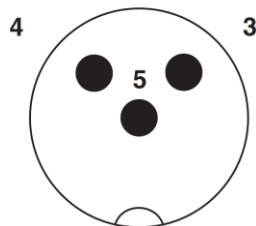
22260566	<b>DATA SHEET</b>	
Valid from: 18.11.2019	<b>AB-C3-M12MS-0,3PUR-C-1L-S</b>	

### Line

Cable Construction	3x AWG18/42
Conductor diameter including isolation	Approx. 1.8 mm
Wall thickness insulation	Approx. 0.34 mm (wire insulation) Approx. 0.35 mm (outer jacket) Approx. 0.3 mm (inner jacket)
Cable outer diameter	5.90 mm
Core identification	Black 1, black 2, green / yellow
Sheath colour	Black RAL 9005

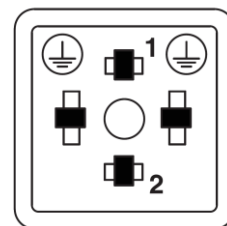
### Technical drawing

Drawing



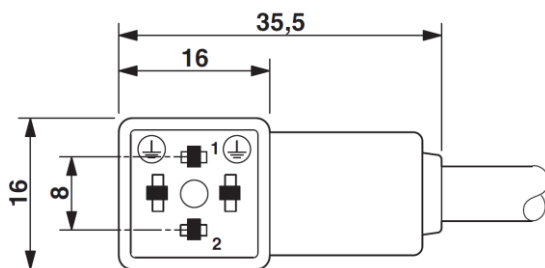
Pin assignment M12-plug, 3-pol

Drawing



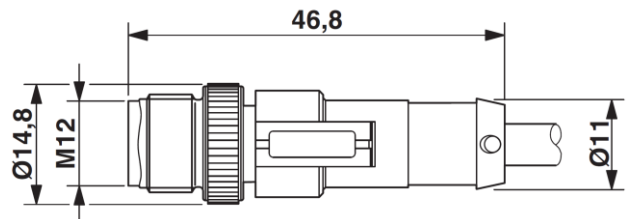
Pin assignment valve plug, design C

Dimensional drawing



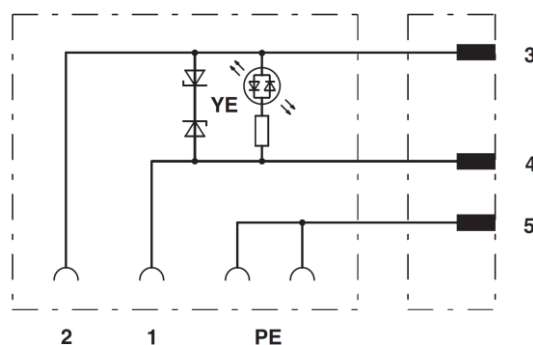
Valve plug, design C

Dimensional drawing



Plug M12x1, straight, shielded

Circuit diagram



Contact the M12 connector and the valve plug

### Application range

Automation, industrial machinery and plant engineering

### Note

Photographs are not true to scale and do not represent detailed images of the respective products.

Creator: ERTC1/PDP Released: IVSE1/PDP	Document: DB22260566EN Version: 06	Page 2 of 2
---	---------------------------------------	-------------