


22260691	<b>DATA SHEET</b>	
Valid from: 12.09.2019	<b>AB-C4-M8MS-(L*)PUR-M8FS</b>	

## Product description

Sensor/actuator cable, 4-pos., PUR black, straight plug M8 on straight socket M8.



## Product variations

Article number	Article description	Length (L*) [m]
22260691	AB-C4-M8MS-0,2PUR-M8FS	0.2
22260313	AB-C4-M8MS-0,3PUR-M8FS	0.3
22260314	AB-C4-M8MS-0,6PUR-M8FS	0.6
22260315	AB-C4-M8MS-1,0PUR-M8FS	1.0
22260316	AB-C4-M8MS-2,0PUR-M8FS	2.0
22260923	AB-C4-M8MS-5,0PUR-M8FS	5.0
22260922	AB-C4-M8MS-10,0PUR-M8FS	10.0

This datasheet is also valid for other length configurations. Other lengths upon request.

## M8 connector


### General properties

Coding	A
Protection degree	IP65/IP67/IP68
Number of contacts	4
Ambient temperature	-25 °C to +90 °C (-13 °F to +194 °F)
Rated voltage	30 V
Rated current	4 A
Insulation resistance	≥ 100 MΩ
Contact resistance	≤ 5 mΩ
Overvoltage category	II
Pollution degree	3
Tightening torque	0.2 Nm
Mating cycles	100

### Materials

Contact carrier	TPU GF
Contact carrier, inflammability class acc. to UL 94	HB
Material, contacts	CuSn
Contact surface	Ni/Au
Material, grip body	TPU
Material, knurl	zinc die-cast, nickel-plated
Material, sealing	NBR

Creator: MANA2/PDP Released: IVSE1/PDP	Document: DB22260691EN Version: 02	Page 1 of 3
---	---------------------------------------	-------------

22260691	<b>DATA SHEET</b>	
Valid from: 12.09.2019	<b>AB-C4-M8MS-(L*)PUR-M8FS</b>	


## Cable

Signal line, construction	32 x 0.10 mm
Signal line, AWG	24
Conductor, material	stranded of bare copper wire
Conductor, cross-section	0.25 mm <sup>2</sup>
Number of cores	4
Core identification code	brown (1), white (2), blue (3), black (4)
Outer diameter, core insulation	1.17 mm
Core insulation, material	PP
Outer sheath	PUR
Outer sheath, color	black similar to RAL 9005
Outer diameter, cable	4.4 mm
Ambient temperature, fixed installation	-40 °C to +80 °C (-40 °F to +176 °F)
Ambient temperature, flexing	-25 °C to +80 °C (-13 °F to +176 °F)
Minimum bending radius, fixed installation	5 x cable diameter
Minimum bending radius, flexing	10 x cable diameter
Travel length	10 m
Travel speed	3 m/s
Acceleration	10 m/s <sup>2</sup>
Number of bending cycles	4.000.000
Nominal voltage	≤ 300 V
Test voltage	≥ 3000 V
Flame retardance	flame retardant acc. to UL-Style 20549
Halogen free	halogen free acc. to DIN VDE 0472 Part 815
Oil resistance	oil resistant acc. to DIN EN 60811-2-1 resistant to hydrolysis and microbes
Other resistances	good resistant to acids, lyes and solvents resistant to sea water limited UV resistance acc. to DIN EN ISO 4892-2-A

## Standards/Approvals

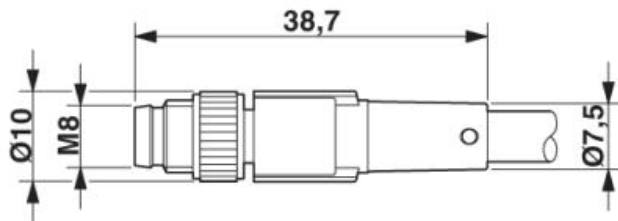
Product standard, M8 connector	IEC 61076-2-104
UL-listed, E-File	E249137

Creator: MANA2/PDP Released: IVSE1/PDP	Document: DB22260691EN Version: 02	Page 2 of 3
---	---------------------------------------	-------------

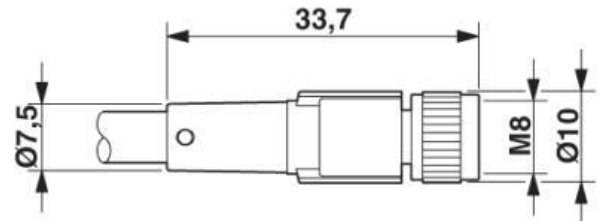
22260691	<b>DATA SHEET</b>	
Valid from: 12.09.2019	<b>AB-C4-M8MS-(L*)PUR-M8FS</b>	

## Drawings


Dimensioned drawing, M8 plug



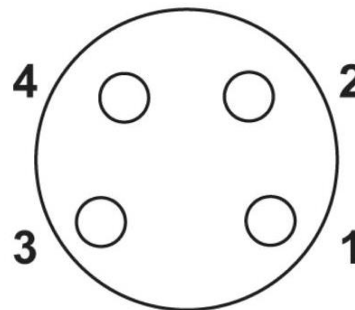
Dimensioned drawing, M8 socket




Pin assignment




Pin assignment



Cable



Wiring diagram



Core identification code: brown (1), white (2), blue (3), black (4)

## Application range

For increased mechanical stress and harsh operating conditions

## Note

Photographs are not true to scale and do not represent detailed images of the respective products.

Creator: MANA2/PDP Released: IVSE1/PDP	Document: DB22260691EN Version: 02	Page 3 of 3
---	---------------------------------------	-------------