


2171870	<b>DATA SHEET</b>	
Valid from: 30.03.2021	<b>IE-EC-5-M12D-A-(L*)-P-2-26-FD-OE</b>	

## Product description

Industrial Ethernet Patchcord, EtherCat, Cat.5e, angled plug M12 on free conductor end, D-coded, PUR, for drag chain



This datasheet is also valid for other lengths configurations. Other lengths configurations on request.

## Product variations

Article number	Article description	Length (L*) [m]
2171870	IE-EC-5-M12D-A-0,5-P-2-26-FD-OE	0,5
2171871	IE-EC-5-M12D-A-1-P-2-26-FD-OE	1
2171872	IE-EC-5-M12D-A-2-P-2-26-FD-OE	2
2171873	IE-EC-5-M12D-A-3-P-2-26-FD-OE	3
2171874	IE-EC-5-M12D-A-5-P-2-26-FD-OE	5
2171875	IE-EC-5-M12D-A-10-P-2-26-FD-OE	10
2171876	IE-EC-5-M12D-A-20-P-2-26-FD-OE	20


## General properties, Patchcord

Outer diameter, cable	4.8 mm
Number of cores	4
Outer sheath	PUR
Outer sheath, color	green similar to RAL 6018
Mating cycles, M12 connector	100
Screening	SF/UTP

## General properties, cable

LAPP-Article number of cable	2170433
LAPP-Description of cable	ETHERLINE P EC FD Cat.5e
Conductor, outer diameter	ca. 0.15 mm
Conductor, material	tinned stranded copper
Insulation, outer diameter	ca. 1.00 mm
Insulation, material	Polyolefin
Core identification code	pair 1: white-orange, orange; pair 2: white-green, green
Stranding	star quad
Wrapping	PET tape
	plastic laminated aluminum foil
Screening	on top: braid of copper wire, coverage ca. 85%

Creator: MANA2/PDP Released: IVSE1/PDP	Document: DB2171870EN Version: 04	Page 1 of 3
---	--------------------------------------	-------------

2171870	<b>DATA SHEET</b>	
Valid from: 30.03.2021	<b>IE-EC-5-M12D-A-(L*)-P-2-26-FD-OE</b>	

### Electrical properties, cable at 20°C

Resistance (loop)	≤ 142 Ω/km
Insulation material, specific electrical resistance	≥ 5 GΩ*km
Characteristic impedance (1 MHz to 100 MHz)	100 Ω ± 15 Ω
Operating peak voltage	125 V (not for power purposes)
Test voltage (rms 50 Hz, 1 min.), core-core	1500 V
Test voltage (rms 50 Hz, 1 min.), core-screening	1500 V

### Mechanical and thermal properties, cable

Minimum bending radius, during laying	16 x cable diameter
Minimum bending radius, fixed installation	4 x cable diameter
Permissible temperature range, during laying	-30 °C to +50 °C
Permissible temperature range, fixed installation	-40 °C to +80 °C
Flame propagation	flame retardant acc. UL 1581 (FT1)
Halogen free	halogen free acc. to VDE 0472-815
General requirements	Dangerous and forbidden substance acc. to RoHS directive (2011/65/EU) are not allowed to the manufacturing

### General properties, M12 connector

Coding	D
Protection degree	IP67/IP69 locked connector
Rated voltage max.	250 V
Rated current at 40°C	4 A
Ambient temperature	-30 °C bis +90 °C
Insulating resistance	≥ 10 <sup>8</sup> Ω
Locking nut with vibration protection	yea
Tightening torque	1,0 Nm


### Material, M12 connector

Contacts, base material	CuZn
Contacts, surface	Au
Grip body	TPU
Locking nut, base material	CuZn
Locking nut, surface	Ni

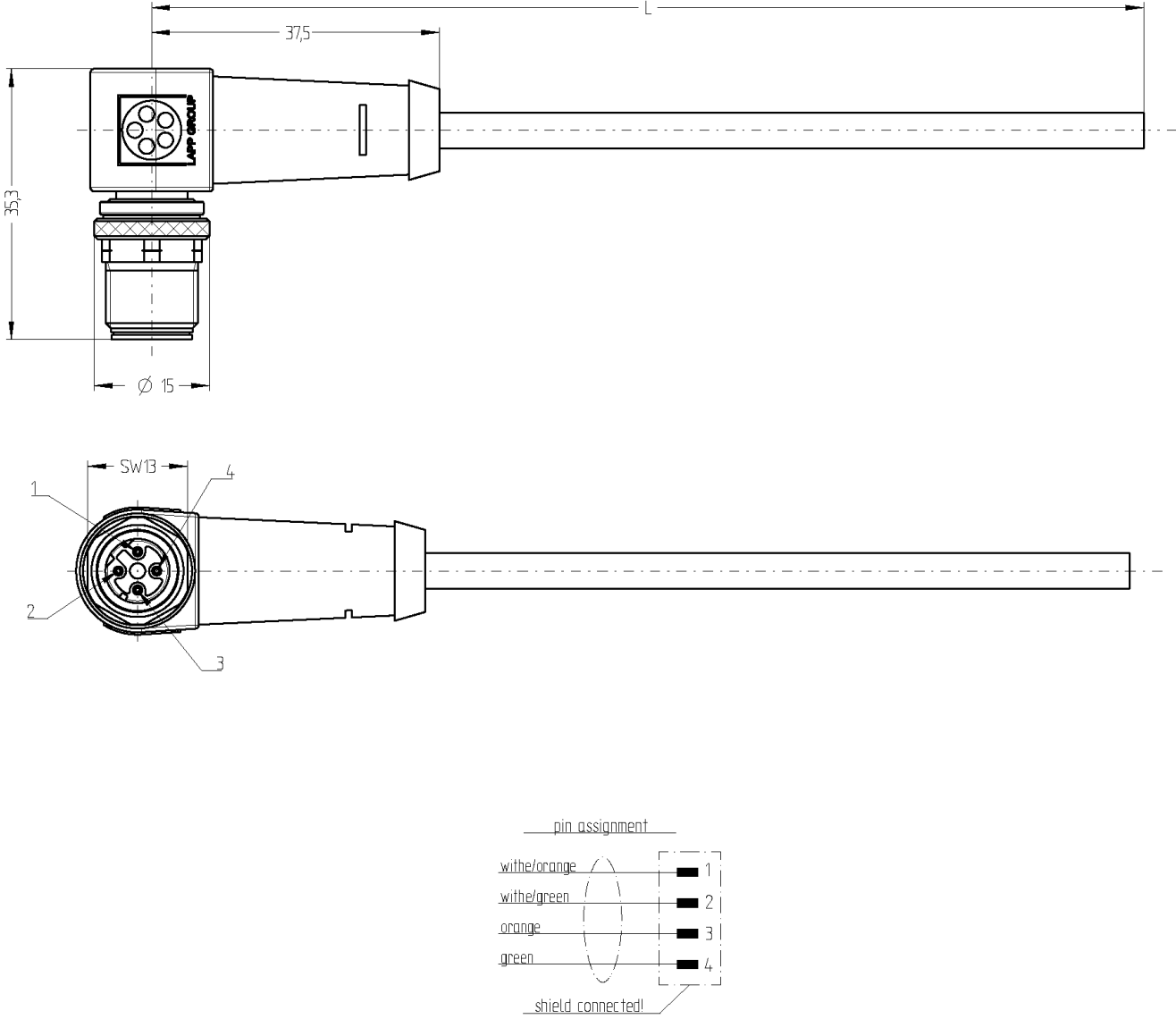
### Standards

Product standard, M12 connector	DIN EN 61076-2-101
Generic cabling for customer premises - General requirements	ISO/IEC 11801

Creator: MANA2/PDP Released: IVSE1/PDP	Document: DB2171870EN Version: 04	Page 2 of 3
---	--------------------------------------	-------------

2171870	<b>DATA SHEET</b>	
Valid from: 30.03.2021	IE-EC-5-M12D-A-(L*)-P-2-26-FD-OE	

**Drawings**



**Certification**

Certified acc. to ECE R118

**Application range**

Automation, industrial machinery and plant engineering

**Note**

Photographs are not true to scale and do not represent detailed images of the respective products.

Creator: MANA2/PDP Released: IVSE1/PDP	Document: DB2171870EN Version: 04	Page 3 of 3
---	--------------------------------------	-------------