


2171765	DATA SHEET	
Valid from: 06.10.2020	IE-EC-5-RJ45-(L*)-P-2-26-FD-RJ45	

Product description

Industrial Ethernet Patchcord, EtherCat, Cat.5e, straight plug RJ45 on straight plug RJ45, PUR, for drag chain



This datasheet is also valid for other lengths configurations. Other lengths configurations on request.

Product variations

Article number	Article description	Length (L*) [m]
2171764	IE-EC-5-RJ45-0,5-P-2-26-FD-RJ45	0,5
2171765	IE-EC-5-RJ45-1-P-2-26-FD-RJ45	1
2171766	IE-EC-5-RJ45-2-P-2-26-FD-RJ45	2
2171767	IE-EC-5-RJ45-3-P-2-26-FD-RJ45	3
2171768	IE-EC-5-RJ45-5-P-2-26-FD-RJ45	5
2171769	IE-EC-5-RJ45-10-P-2-26-FD-RJ45	10
2171770	IE-EC-5-RJ45-20-P-2-26-FD-RJ45	20


General properties, Patchcord

Outer diameter, cable	4.8 mm
Number of cores	4
Outer sheath	PUR
Outer sheath, color	green similar to RAL 6018

General properties, cable

LAPP-Article number of cable	2170433
LAPP-Description of cable	ETHERLINE P EC FD Cat.5e
Conductor, material	tinned stranded copper
Insulation, outer diameter	ca. 1.00 mm
Insulation, material	Polyolefin
Core identification code	pair 1: white-orange, orange; pair 2: white-green, green
Stranding	star quad
Wrapping	non-woven tape
Screening	plastic laminated aluminum foil on top: braid of copper wire, coverage ca. 85%

Creator: MANA2/PDP Released: IVSE1/PDP	Document: DB2171765EN Version: 04	Page 1 of 3
---	--------------------------------------	-------------

2171765	DATA SHEET	
Valid from: 06.10.2020	IE-EC-5-RJ45-(L*)-P-2-26-FD-RJ45	

Electrical properties, cable at 20°C

Resistance (loop)	≤ 142 Ω/km
Insulation material, specific electrical resistance	≥ 5 GΩ*km
Characteristic impedance (1 MHz to 100 MHz)	100 Ω ± 15 Ω
Operating peak voltage	125 V (not for power purposes)
Test voltage (rms 50 Hz, 1 min.), core-core	1500 V
Test voltage (rms 50 Hz, 1 min.), core-screening	1500 V

Mechanical and thermal properties, cable

Minimum bending radius, during laying	16 x cable diameter
Minimum bending radius, fixed installation	4 x cable diameter
Permissible temperature range, during laying	-30 °C to +50 °C
Permissible temperature range, fixed installation	-40 °C to +80 °C
Flame propagation	flame retardant acc. UL 1581 (FT1)
Halogen free	halogen free acc. to VDE 0472-815
General requirements	Dangerous and forbidden substance acc. to RoHS directive (2011/65/EU) are not allowed to the manufacturing


General properties, RJ45 connector

Protection degree	IP20
Rated voltage max.	50 V
Rated current at 40 °C	1 A
Ambient temperature	-40 °C to +70 °C
Insulation resistance	≥ 10 ⁸ Ω

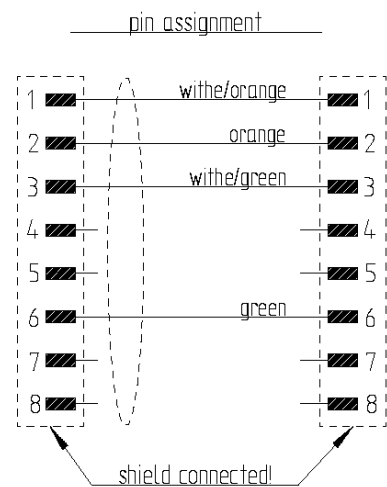
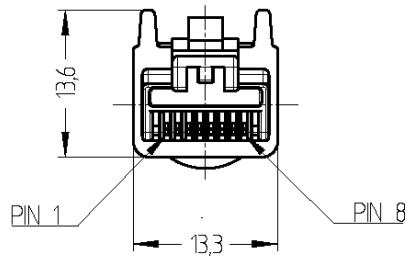
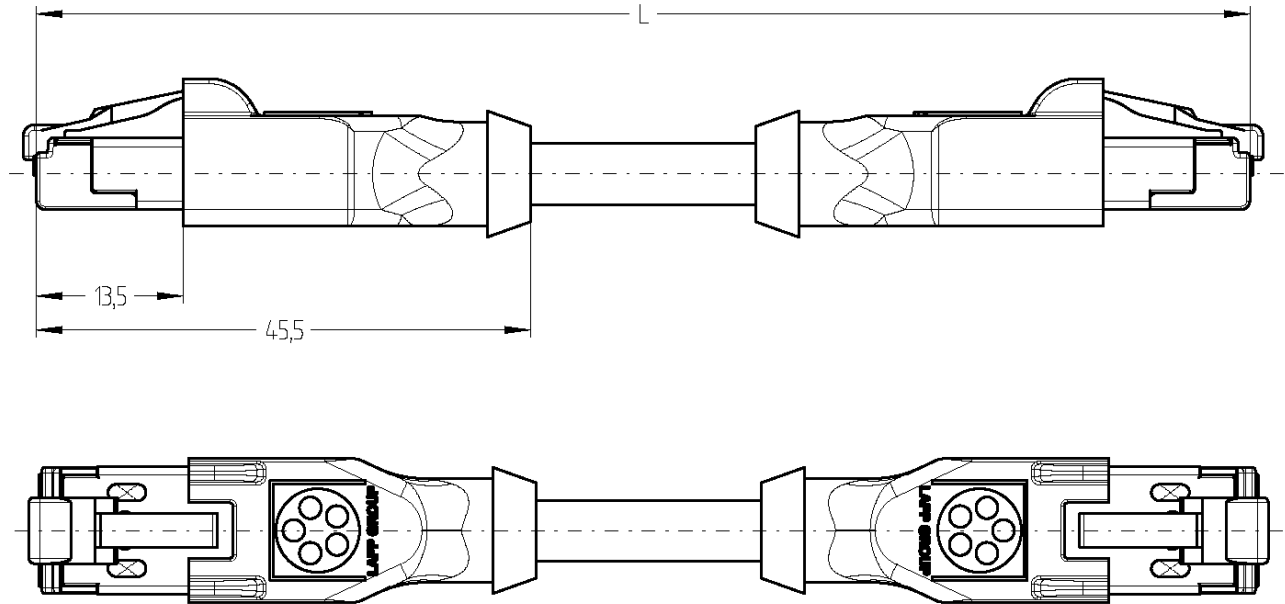
Standards

Product standard, RJ45 connector	IEC 60603-7-5
----------------------------------	---------------

Creator: MANA2/PDP Released: IVSE1/PDP	Document: DB2171765EN Version: 04	Page 2 of 3
---	--------------------------------------	-------------

2171765	DATA SHEET	
Valid from: 06.10.2020	IE-EC-5-RJ45-(L*)-P-2-26-FD-RJ45	

Drawings



Application range

Automation, industrial machinery and plant engineering

Note

Photographs are not true to scale and do not represent detailed images of the respective products.

Creator: MANA2/PDP Released: IVSE1/PDP	Document: DB2171765EN Version: 04	Page 3 of 3
---	--------------------------------------	-------------