


2171091	DATA SHEET	
Valid from: 17.09.2018	IE-5-RJ45-(L*)-H-2-26-7-RJ45	

Product description

Industrial Ethernet Patchcord, Cat.5e, straight plug RJ45 on straight plug RJ45, halogen-free, flexible



This datasheet is also valid for other lengths configurations. Other lengths configurations on request.

Product variations

Article number	Article description	Length (L*) [m]
2171091	IE-5-RJ45-1-H-2-26-7-RJ45	1
2171092	IE-5-RJ45-2-H-2-26-7-RJ45	2
2171093	IE-5-RJ45-3-H-2-26-7-RJ45	3
2171094	IE-5-RJ45-5-H-2-26-7-RJ45	5
2171095	IE-5-RJ45-10-H-2-26-7-RJ45	10
2171096	IE-5-RJ45-20-H-2-26-7-RJ45	20


General properties, Patchcord

Outer diameter, cable	5.6 mm
Number of cores	4
Outer sheath	halogen free compound
Outer sheath, color	blue similar to RAL 5021

General properties, cable

LAPP-Article number of cable	2170283
LAPP-Description of cable	ETHERLINE H Flex Cat. 5e 2x2x26/7 AWG
Conductor, cross-section	ca. 0.14 mm ²
Conductor, material	bare copper-wire
Insulation, outer diameter	ca. 0.95 mm
Insulation, material	Foam-Skin PE
Core identification code	pair 1: white-orange, orange; pair 2: white-green, green
Stranding	cores twisted to pairs, pairs twisted to bundle
Wrapping	non-woven tape
Screening	plastic laminated aluminum foil on top: braid of copper wire tinned wire, coverage ca. 85%

Creator: MANA2/PDP Released: IVSE1/PDP	Document: DB2171091EN Version: 06	Page 1 of 3
---	--------------------------------------	-------------

2171091	DATA SHEET	
Valid from: 17.09.2018	IE-5-RJ45-(L*)-H-2-26-7-RJ45	

Electrical properties, cable at 20°C

Resistance (loop)	≤ 284 Ω/km
Insulation material, specific electrical resistance	≥ 5 GΩ*km
Characteristic impedance (1 MHz to 100 MHz)	100 Ω ± 15 Ω
Operating peak voltage	125 V (not for power purposes)
Signal propagation time	< 4.3 ns/m
Test voltage (rms 50 Hz, 1 min.), core-core	1000 V
Test voltage (rms 50 Hz, 1 min.), core-screening	500 V

Mechanical and thermal properties, cable

Minimum bending radius, during laying	15 x cable diameter
Minimum bending radius, fixed installation	6 x cable diameter
Permissible temperature range, during laying	-5 °C to + 60 °C
Permissible temperature range, fixed installation	-30 °C to +80 °C
Flame propagation	flame retardant acc. to 60332-1-2
Halogen free	halogen free acc. to IEC 60754-1, 60754-2
General requirements	Dangerous and forbidden substance acc. to RoHS directive (2011/65/EU) are not allowed to the manufacturing

General properties, RJ45 connector

Protection degree	IP20
Rated voltage max.	50 V
Rated current at 40 °C	1 A
Ambient temperature	-40 °C to +70 °C
Insulation resistance	≥ 10 ⁸ Ω


Materials RJ45, connector

Contacts, base material	CuZn
Contacts, surface	Au
Grip body	TPU

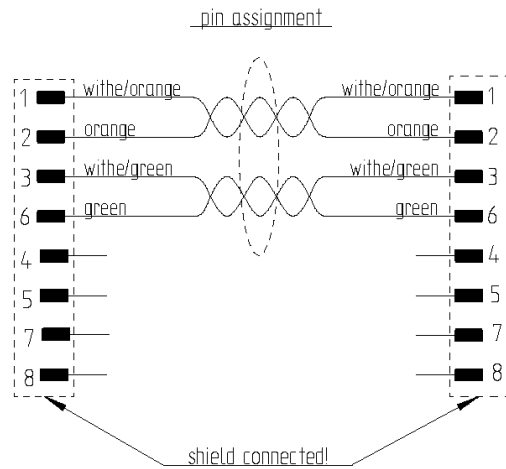
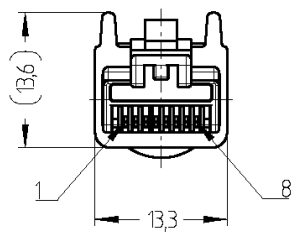
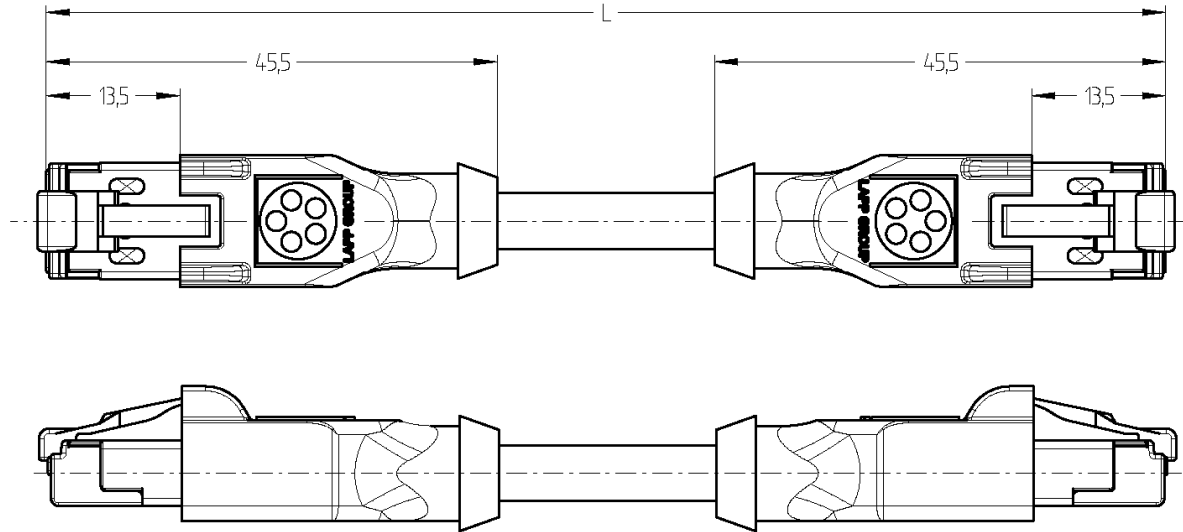
Standards

Product standard, RJ45 connector	DIN EN 60603-7-5 1
----------------------------------	--------------------

Creator: MANA2/PDP Released: IVSE1/PDP	Document: DB2171091EN Version: 06	Page 2 of 3
---	--------------------------------------	-------------

2171091	DATA SHEET	
Valid from: 17.09.2018	IE-5-RJ45-(L*)-H-2-26-7-RJ45	

Drawings



Application range

Automation, industrial machinery and plant engineering

Note

Photographs are not true to scale and do not represent detailed images of the respective products.

Creator: MANA2/PDP Released: IVSE1/PDP	Document: DB2171091EN Version: 06	Page 3 of 3
---	--------------------------------------	-------------