


44420148	<b>DATA SHEET</b>	
Valid from: 17.09.2018	<b>EPIC<sup>®</sup> SIGNAL M23 7E/P</b>	

## Description

- Inserts for M23 circular connectors
- Universal further processing of the M23 inserts through different packaging units.
- Fully assembled with suitable solder contacts or unpopulated for individual assembly with crimp or solder contacts



## General characteristics

Series	SIGNAL M23
Version	E-part = rotation to the right (clockwise) / P-part = rotation to the left (anticlockwise)
Number of contacts	7
Termination method	Crimp termination / Solder termination
Termination cross-section, crimp termination	1,0 - 2,5 mm <sup>2</sup>
Termination cross-section, solder termination	up to 2,5 mm <sup>2</sup>
Temperature range	-25 to +125 °C

## Product variations

Article no.	Version	Contacts included	PU
44420148	P-Part	no	5
44420149	P-Part	no	20
44420150	P-Part	male contacts, solder termination	5
44420151	P-Part	male contacts, solder termination	20
44420152	P-Part	female contacts, solder termination	5
44420153	P-Part	female contacts, solder termination	20
44420154	E-Part	no	5
44420155	E-Part	no	20
44420156	E-Part	male contacts, solder termination	5
44420157	E-Part	male contacts, solder termination	20
44420158	E-Part	female contacts, solder termination	5
44420159	E-Part	female contacts, solder termination	20


## Mechanical characteristics

Cycles of mechanical operation	100
--------------------------------	-----

## Electrical characteristics

Rated voltage	150 V
Rated impulse voltage	4 kV
Rated current	18 A
Contact resistance	< 4 mOhm
Pollution degree	3

Creator: MANA2/PDP Released: IVSE1/PDP	Document: DB44420148EN Version: 02	Page 1 of 3
---	---------------------------------------	-------------

44420148	<b>DATA SHEET</b>	
Valid from: 17.09.2018	<b>EPIC<sup>®</sup> SIGNAL M23 7E/P</b>	

### Materials and surfaces

Insert	PA
Contacts, base material	brass
Contacts, surface	Au

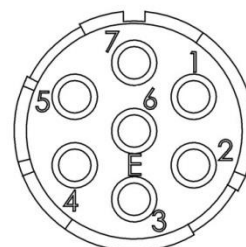
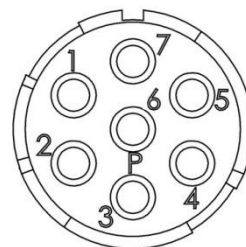
### Approvals


VDE-Approval, VDE-REG.-Nr.	C24
UL-Approval, E-File-Number	E249137

### Standard

Safety Standard	IEC61984
-----------------	----------

### Technical Drawings



44420148	<b>DATA SHEET</b>	
Valid from: 17.09.2018	<b>EPIC<sup>®</sup> SIGNAL M23 7E/P</b>	



Good chemical resistance



Industrial machinery and plant engineering



Mechanical resistance



Assembly time



Robust



Wind Energy



Variety of approval certifications

### Application range

Plant engineering  
Measurement and control technology  
Apparatus construction

### Remark

The inserts are suitable for both male and female contacts. For a complete connection, you will need one P-component and one E-component. P-component = left turning (anticlockwise), E-component = right turning (clockwise)  
Photographs are not to scale and do not represent detailed images of the respective products.

Creator: MANA2/PDP Released: IVSE1/PDP	Document: DB44420148EN Version: 02	Page 3 of 3
---	---------------------------------------	-------------