


44420120	<b>DATA SHEET</b>	
Valid from: 17.09.2018	<b>EPIC<sup>®</sup> SIGNAL M23 12E/12P D-SUB</b>	

## Description

- Inserts for M23 circular connectors
- Efficient assembling due to the use of D-Sub contacts-on-reel



## General characteristics

Series	SIGNAL M23
Version	E-part = rotation to the right (clockwise) / P-part = rotation to the left (anticlockwise)
Number of contacts	12
Termination method	Crimp termination
Termination cross-section	0,08 - 0,56 mm <sup>2</sup>
Temperaturbereich	-25 to +125 °C
Contacts included	no

## Product variations

Article no.	Version	Suitable contacts	PU
44420120	E-Part	male D-Sub crimp-contacts on reel	5
44420121	E-Part	male D-Sub crimp-contacts on reel	20
44420122	E-Part	female D-Sub crimp-contacts on reel	5
44420123	E-Part	female D-Sub crimp-contacts on reel	20
44420124	P-Part	male D-Sub crimp-contacts on reel	5
44420125	P-Part	male D-Sub crimp-contacts on reel	20
44420126	P-Part	female D-Sub crimp-contacts on reel	5
44420127	P-Part	female D-Sub crimp-contacts on reel	20

## Mechanical characteristics

Cycles of mechanical operation	50
--------------------------------	----

## Electrical characteristics

Rated voltage, IEC	100 V
Rated impulse voltage	1,5 kV
Rated current	4 A
Contact resistance	< 4 mOhm
Pollution degree	3


## Materials and surfaces

Insert	PA
--------	----

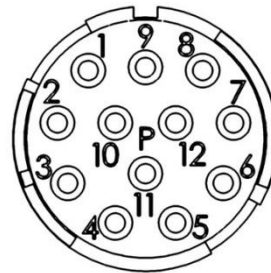
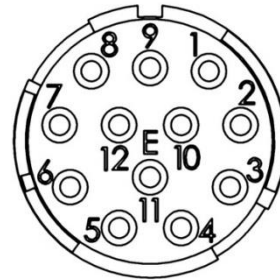
## Standards

Safety Standard	IEC61984
-----------------	----------

Creator: MANA2/PDP Released: IVSE1/PDP	Document: DB44420120EN Version: 02	Page 1 of 3
---	---------------------------------------	-------------

44420120	<b>DATA SHEET</b>	
Valid from: 17.09.2018	<b>EPIC<sup>®</sup> SIGNAL M23 12E/12P D-SUB</b>	

### Technical Drawings



Good chemical resistance



Industrial machinery and plant engineering



Mechanical resistance



Assembly time



Robust




Wind Energy



Variety of approval certifications

Creator: MANA2/PDP Released: IVSE1/PDP	Document: DB44420120EN Version: 02	Page 2 of 3
---	---------------------------------------	-------------

44420120	<b>DATA SHEET</b>	
Valid from: 17.09.2018	<b>EPIC<sup>®</sup> SIGNAL M23 12E/12P D-SUB</b>	

**Info**

For D-Sub ribbon contacts

**Application range**

Plant engineering

Measurement and control technology

Apparatus construction

**Remark**

The inserts are suitable for both male and female contacts. For a complete connection, you will need one P-component and one E-component. P-component = left turning (anticlockwise), E-component = right turning (clockwise)

Photographs are not to scale and do not represent detailed images of the respective products.

Creator: MANA2/PDP Released: IVSE1/PDP	Document: DB44420120EN Version: 02	Page 3 of 3
---	---------------------------------------	-------------