


| | | |
|---------------------------|----------------------|---|
| 6180 4702 | DATA SHEET |  |
| Valid from: 22.01.2020 | SILVYN® LCC-2 | |

SILVYN® LCC-2 consists of an enclosed, wound and highly flexible metal conduit of galvanized steel band with a PVC coating. The conduit can be used under heavy conditions particularly suitable, influences from water, oil and chemicals by extremely mechanical load and changing temperatures.



Material:

| | |
|------|-------------------|
| Body | Steel, galvanized |
| Coat | PVC |

Technical features:

| | |
|-------------------|---|
| Profile | Strip wound steel band with Square-locked profile |
| Nominal size | NW 10 up to NW 75 |
| Temperature range | -15°C up to +70°C |

Additional features:

| | |
|----------------------|-------------------------------|
| Compressive strength | 350kg acc. to EN 61386 (NW20) |
| Bending resistance | Flexible |
| Tensile strength | 120kg acc. to EN 61386 (NW20) |
| UV-Resistant | |

Color:

Black

Approbation:



Reference standards:


EN 61386-1

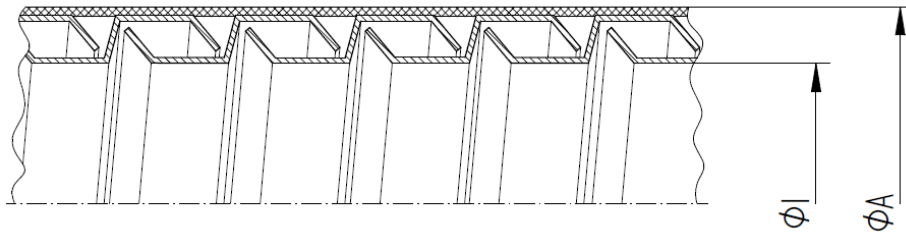
Suitable glands:

SILVYN® LGF-2-M
SILVYN® LGS-2-M
SILVYN® LGS-M
SILVYN® LCG-M
SILVYN® LCW-M
SILVYN® LCC Verbindungsstück
SILVYN® LCC-E

For more information please see our current catalogue. Please do not hesitate to contact our laboratory if there are any questions regarding resistance against aggressive agents and special oil.

| | | |
|--|---------------------------------------|-------------|
| Creator: MAU1/PDP Released: IVSE1/PDP | Document: DB61804702EN Version: 05 | Page 1 of 2 |
|--|---------------------------------------|-------------|

| | | |
|---------------------------|----------------------|---|
| 6180 4702 | DATA SHEET |  |
| Valid from: 22.01.2020 | SILVYN® LCC-2 | |



Dimension table:

| Part No. | Nominal width NW | Diameter mm | | Max. Bending radius mm |
|-----------|---------------------|-----------------|-----------------|------------------------------|
| | | $\varnothing I$ | $\varnothing A$ | |
| 6180 4702 | 10 | 6,8 | 10,0 | 25 |
| 6180 4712 | 12 | 10,2 | 14,0 | 40 |
| 6180 4722 | 16 | 13,0 | 17,0 | 45 |
| 6180 4732 | 20 | 16,9 | 21,5 | 50 |
| 6180 4742 | 25 | 21,1 | 26,0 | 60 |
| 6180 4752 | 32 | 28,1 | 34,0 | 90 |
| 6180 4762 | 40 | 37,6 | 44,5 | 120 |
| 6180 4772 | 50 | 48,4 | 55,0 | 130 |
| 6180 4792 | 63 | 57,5 | 64,5 | 160 |
| 6180 4787 | 75 | 70,0 | 79,0 | 190 |