


73002712	DATA SHEET	
Valid from: 30.06.2022	EPIC® SIGNAL M23 12 E/P	

Description

- Inserts for SIGNAL M23 circular connectors
- Universal further processing of the SIGNAL M23 inserts through different packaging units.
- Fully assembled with suitable solder contacts or unpopulated for individual assembly with crimp or solder contacts



General characteristics

Series	SIGNAL M23
Version	E-part = rotation to the right (clockwise) / P-part = rotation to the left (anticlockwise)
Number of contacts	12
Termination method	Crimp termination / Solder termination
Termination cross-section, crimp termination	0,14 - 1,0 mm ²
Termination cross-section, solder termination	up to 1,0 mm ²
Temperature range	-25 to +125 °C

Product variations

Article no.	Version	Contacts included	PU
73002712	P-Part	no	5
73002713	P-Part	no	20
73002714	P-Part	male contacts, solder termination	5
73002715	P-Part	male contacts, solder termination	20
73002716	P-Part	female contacts, solder termination	5
73002717	P-Part	female contacts, solder termination	20
73002718	E-Part	no	5
73002719	E-Part	no	20
73002720	E-Part	male contacts, solder termination	5
73002721	E-Part	male contacts, solder termination	20
73002722	E-Part	female contacts, solder termination	5
73002723	E-Part	female contacts, solder termination	20


Mechanical characteristics

Cycles of mechanical operation	100
--------------------------------	-----

Electrical characteristics

Rated voltage	100 V
Rated impulse voltage	1,5 kV
Rated current	7 A
Contact resistance	< 4 mOhm
Pollution degree	3

Creator: MANA2/PDP Released: IVSE1/PDP	Document: DB73002712EN Version: 04	Page 1 of 3
---	---------------------------------------	-------------

73002712	DATA SHEET	
Valid from: 30.06.2022	EPIC® SIGNAL M23 12 E/P	

Materials and surfaces

Insert	PA UL94 V0
Contacts, base material	brass
Contacts, surface	Au

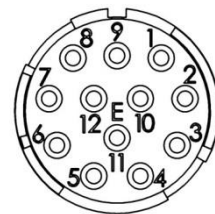
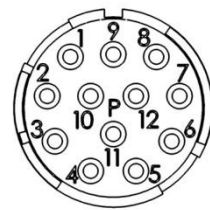
Approvals


VDE-Approval, VDE-REG.-Nr.	C24
UL-Approval, E-File-Number	E249137

Standards

Safety standard	IEC 61984
-----------------	-----------

Drawings



730027 12	DATA SHEET	
Valid from: 30.06.2022	EPIC® SIGNAL M23 12 E/P	



Good chemical resistance



Industrial machinery and plant engineering



Mechanical resistance



Assembly time



Robust



Wind Energy



Variety of approval certifications

Application range

Plant engineering
Measurement and control technology
Apparatus construction

Remark

The inserts are suitable for both male and female contacts. For a complete connection, you will need one P-component and one E-component. P-component = left turning (anticlockwise), E-component = right turning (clockwise)
Photographs are not to scale and do not represent detailed images of the respective products.

Creator: MANA2/PDP Released: IVSE1/PDP	Document: DB73002712EN Version: 04	Page 3 of 3
---	---------------------------------------	-------------