


76154000	DATA SHEET	
Valid from: 18.09.2020	EPIC® POWER LS1 G5 3+PE+4	

Description

- Circular connectors for servomotors and power supply
- High power at smallest installation space
- Optimal solution for electric motors
- EMC-optimised design
- Safety use in field environment by high protection class



General Characteristics

Series	POWER LS 1
Version	Front wall mounting for male contacts
Pin configuration	3+PE+4
Rated voltage (V)	630 V (2mm Contacts) 250 V (1mm Contacts)
Rated impulse voltage	6 kV (2mm Contacts) 4 kV (1mm Contacts)
Rated current (A)	25A/3+PE+4 (2mm Contacts) 7A (1mm Contacts)
Contact resistance	< 4 mOhm
Contacts included	Yes
Contacts	Gold plated brass
Number of contacts	3+PE+4
Termination methods	Crimp termination: 0.5 - 2.5 mm ² (2 mm contacts) Crimp termination: 0.14 - 1.0 mm ² (1 mm contacts)
Cable clamping range	M25x1,5 (with nut)
Protection	IP 68
Cycle of mechanical operation	500
Temperature range	-25°C to +125°C
Degree of soiling	3

Product Variation

76154510 PU =20 pieces: the contacts must be ordered separately

Materials and Surfaces

Housing	Nickel-plated zinc die-casting, nickel-plated brass
Insert	PA
Seal	FPM

Approvals


VDE-Approval, VDE-REG.-Nr.	B025
UL-File-Number	E249137

Standard

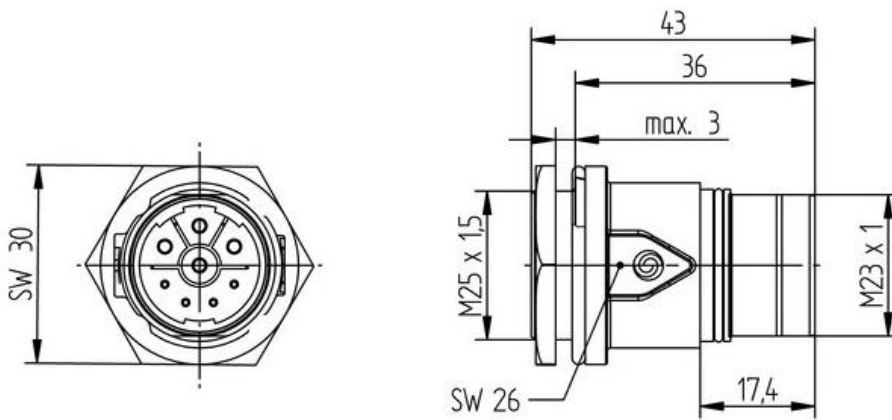
Safety standard IEC 61984, UL 2238, CSA 22.2 182.3



Creator: MANA2/PDP Released: IVSE1/PDP	Document: DB76154000EN Version: 03	Page 1 of 3
---	---------------------------------------	-------------

76154000	DATA SHEET	
Valid from: 18.09.2020	EPIC® POWER LS1 G5 3+PE+4	

Technical Drawings



Good chemical resistance



Corrosion-resistant



Industrial machinery and plant engineering



Maximum vibration protection



Mechanical resistance




Assembly time



Space requirement

Creator: MANA2/PDP Released: IVSE1/PDP	Document: DB76154000EN Version: 03	Page 2 of 3
---	---------------------------------------	-------------

76154000	DATA SHEET	
Valid from: 18.09.2020	EPIC® POWER LS1 G5 3+PE+4	



Robust



Waterproof



Wind Energy



Variety of approval certifications

Application range

Plant engineering

Servo drives and servo assemblies

Remark

Photographs are not to scale and do not represent detailed images of the respective products.

Creator: MANA2/PDP Released: IVSE1/PDP	Document: DB76154000EN Version: 03	Page 3 of 3
---	---------------------------------------	-------------